


LED
 BLANK OUT SIGNAGE SYTEM
 LD SERIES



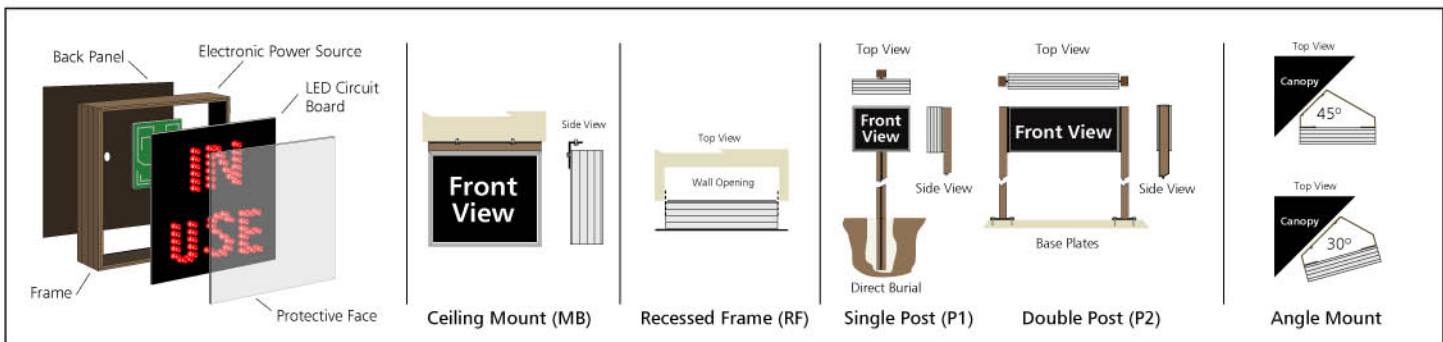
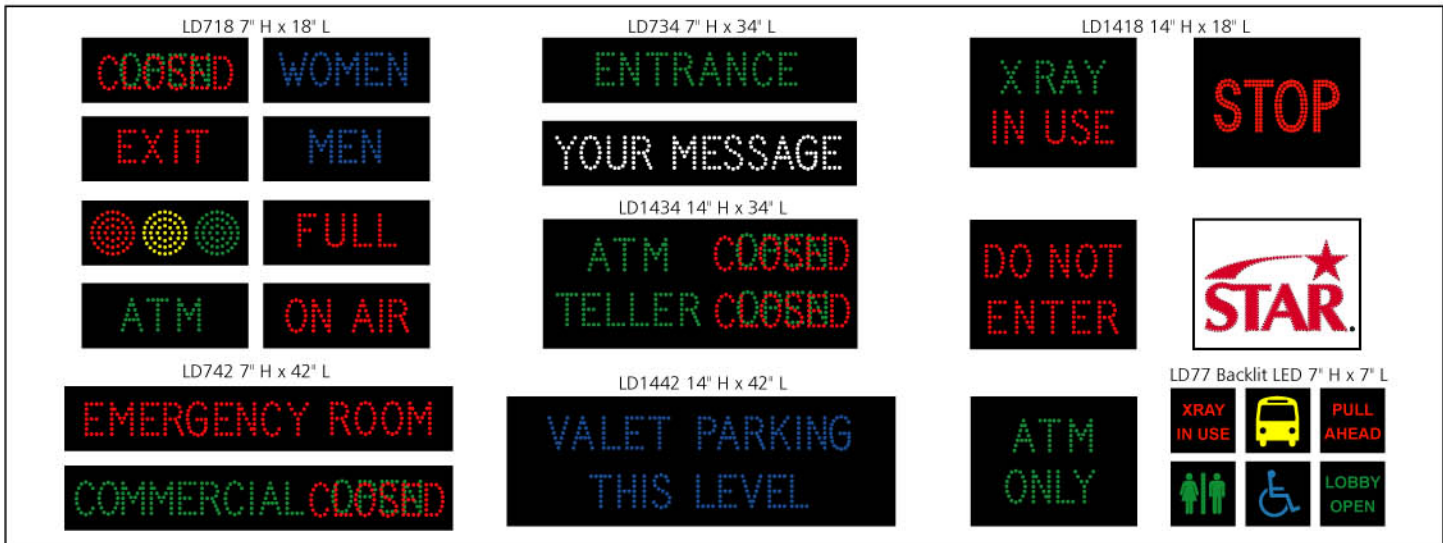
Standard messages for traffic control applications.
 Custom messages and graphics can be specified.
 Message "Blanks Out" when turned off, preventing miscommunication.
 8 standard sizes - 7" x 7", 7" x 18", 7" x 34", 7" x 42", 10" x 26", 12" x 12", 18" x 18", 14" x 18", 14" x 34"
 Up to 100,000+Hours life expectancy.
 Direct-view LED's ensure readability in direct sunlight without the use of sunscreen.
 Reduces power consumption and energy costs by up to 90% without sacrificing performance.
 Perfect for high vibratory conditions.
 Choice of LED colors: Green, Red, Amber, Blue, and White.
 No lamp replacement or maintenance required - 1 year warranty.
 Optional 3-position remote lighted indicator switch:
 Message 1 / OFF / Message 2
 Standard wall mount included; optional ceiling and post mountings available.
 Typical applications include bank and fast food drive-up windows, parking garages, tollbooths, hospitals, and other indoor/outdoor areas where high visibility traffic control or signage is required.



LED BLANK OUT SIGNAGE SYTEM

LD SERIES

TYPE



SPECIFICATIONS

CONSTRUCTION

Slim line extruded aluminum one piece housing. Smoked polycarbonate panel conceals super-bright LED's on printed circuit board. Message blanks out when unlit.

FINISH

Duranodic Bronze or Custom Colors.

ELECTRICAL

Integrated power supply with solid-state reliability. Low power requirements of 6 - 15 watts. Remote lighted 3-position wall switch is optional. Multiple gang switch configurations (up to 6) can be specified. 120 VAC standard.

LABELS

U.L. Listed.

LAMPS

LED Circuit boards. No replacement is required (1 year factory guarantee). 100,000 hour light source life expectancy. LED color choices: Green, Red, Amber, Blue or White.

INSTALLATION

"Lift 'n Shift" wall mounted back-plate with four 3/8" diameter holes for electrical connection. Ceiling, recessed, post and angle mountings can be specified.

CUSTOM MESSAGES/GRAPHICS

Orders for custom messages will be accepted call for drawing. For custom graphics or signs with sizes other than shown, contact factory.

ORDERING INFORMATION

Catalog Number	Description	L	H	D
LD77	7" x 7" sign	7"	7"	2 1/2"
LD718	7" x 18" sign	18"	7"	2 1/2"
LD734	7" x 34" sign	34"	7"	2 1/2"
LD742	7" x 42" sign	42"	7"	2 1/2"
LD1026	10" x 26" sign	26"	10"	2 1/2"
LD1212	12" x 12" sign	12"	12"	2 1/2"
LD1818	18" x 18" sign	18"	18"	2 1/2"
LD1418	14" x 18" sign	18"	14"	2 1/2"
LD1434	14" x 34" sign	34"	14"	2 1/2"

OPTIONAL EQUIPMENT (Add as Suffix):

FLS	Flasher
BL	Backlit LED

OPTIONAL MOUNTING (Add as Suffix):

MB	Ceiling Mount
RF	Recessed Frame
P1	Single Post Mount (for LD718, 1418, 1212 & 1818)
P2	Double Post Mount (for LD734, 742 & 1434)
AMLD	Angle Mount (Dual Angle 30° & 45°)

OPTIONAL SWITCHING EQUIPMENT

1SW	3-position lighted indicator switch
2SW	2-gang, 3-position lighted indicator switch
3SW	3-gang, 3-position lighted indicator switch
4SW	4-gang, 3-position lighted indicator switch
5SW	5-gang, 3-position lighted indicator switch
6SW	6-gang, 3-position lighted indicator switch

