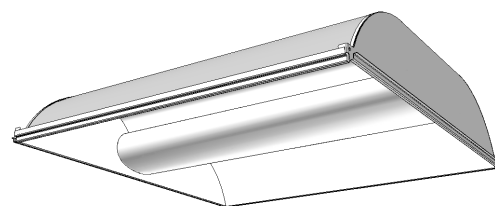


# Highly efficient with balanced illumination and versatility.

**H9S2GLR1FT**  
HP90



**2' X 2' DIRECT/INDIRECT RECESSED FLUORESCENT  
ACRYLIC LINEAR PRISMATIC LENS  
STATIC, 1 LAMP T5 TWIN TUBE (TT5)**

HP90 combines a recessed contoured body with an enclosed linear prismatic translucent lens to create an exciting highly efficient direct/indirect luminaire.

Project: \_\_\_\_\_  
Location: \_\_\_\_\_  
Catalog No: \_\_\_\_\_  
Fixture Type: \_\_\_\_\_  
Mfg: \_\_\_\_\_ Lamps: \_\_\_\_\_ Qty: \_\_\_\_\_  
Notes: \_\_\_\_\_

## Ordering Guide

Explanation of Catalog Number Example: **H9S2GLR1FTUNVPR**

HP90	Body Style	Fixture Width	Ceiling Type	Lens Type	Reflector	Lamp Qty	Lamp/ Fixture Length	Voltage	Ballast Type	Options
<b>H9</b>	<b>S</b>	<b>2</b>	<b>G</b>	<b>L</b>	<b>R</b>	<b>1</b>	<b>FT</b>			
Direct/ Indirect Recessed	<b>S</b> = Static	<b>2</b> = 2'	Fits Both Standard Grid and Slot Grid	<b>L</b> = Acrylic Lens	<b>R</b> = Specular Aluminum	<b>1</b> = 1 Lamp	(By Others) <b>FT</b> = TT5 (Nominal 22 1/8")	<b>UNV</b> = 120/277V <b>120</b> = 120V <b>277</b> = 277V <b>347</b> = 347V	<10THD <b>IB</b> 1 Lamp Elec. TT5 Instant Start (40W) <b>PR</b> 1 Lamp Elec. TT5 Program Start (40W) <b>BP</b> 1 Lamp Elec. TT5 Program Start (50W) <b>BF</b> 1 Lamp Elec. TT5 Program Start (55W) <b>PB</b> 1 Lamp Elec. TT5 Program Start Dimming <b>NOTE:</b> For TT5 40W <b>UNV</b> , You Must Use PR Ballast Code.	Add Appropriate Suffix to Catalog No.

# H9S2GLR1FT

## HP90

### Features

- 72.9% efficient.
- Direct/indirect appearance with soft contoured interior.
- Lens encloses lamp compartment.
- Translucent DR acrylic linear prismatic lens.
- Tension screws secure ends to body.
- Same fixture fits both G and T ceiling types.
- Fits flush to face of slot grid (T) ceiling types.
- Lamp shield opens from either side.
- 95% reflective specular aluminum reflector.
- Ballast accessible from room side\*.
- Built-in earthquake clips.
- Can be continuous row mounted.
- Wiring access plate standard.
- Optional DALI ballast iGEN TECHNOLOGY accepts digital dimming controllers, scene controllers and automatic control devices.

### Specifications

**Performance:** In an installation of 1 lamp 40W luminaire in a room cavity ratio of 1, reflectance 80% ceiling, 50% wall, 20% floor, the C.U. shall not be less than .96. To reduce glare the average brightness at 65° shall not exceed 2617 candelas per square meter. To control veiling reflections, luminaire output in the 30°–90° zone shall not be less than 69.5%

**Materials:** Chassis parts are die-formed code gauge steel.

**Lamp Shield:** Linear prismatic translucent DR acrylic lens.

**Finish:** Chassis Exterior—Baked white acrylic enamel. Cavity—baked flat white acrylic enamel. Phosphate undercoating. Reflector—low iridescence specular aluminum 95% reflectance.

**Electrical:** Thermally protected class "P" ballast C.B.M. approved, non PCB. If K.O. is within 3" of ballast, use wire suitable for at least 90°. UL Listed for damp locations.

**Labels:** I.B.E.W./UL and ULc Listed.

This product may have a mercury containing lamp. Manage in accord with Disposal Laws. See: [www.lamprecycle.org](http://www.lamprecycle.org)

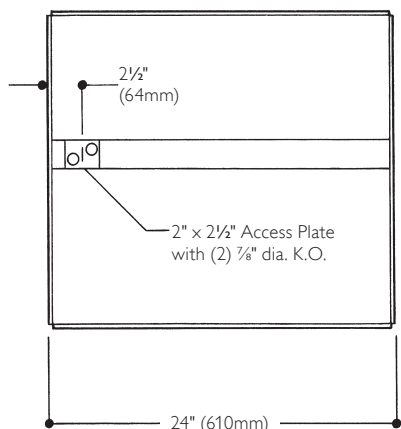
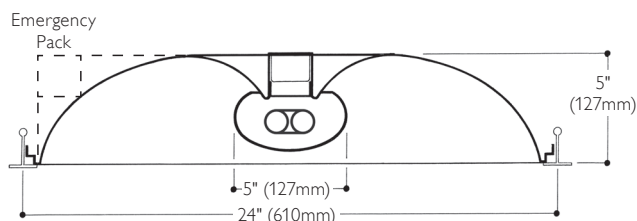
### Options/Accessories

**Electrical/Wiring Options:** Consult your Philips Lighting representative.

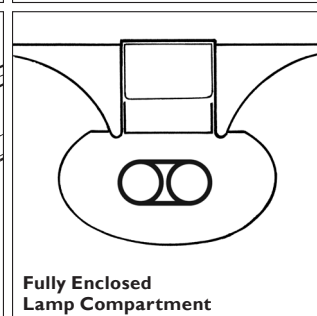
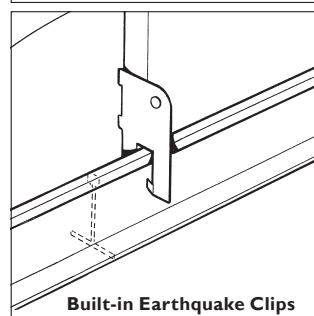
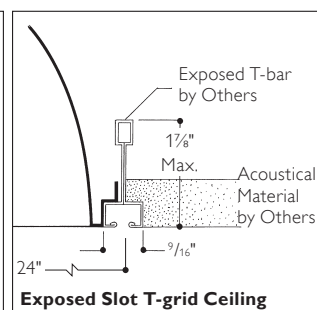
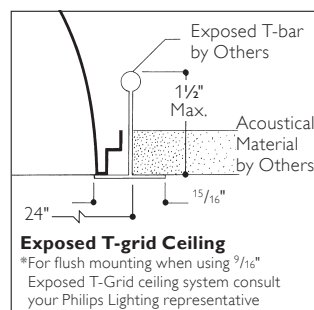
**Fusing:** Internal fast-blow fusing. Suffix: **F**.

**Drywall Kit:** Order catalog number: **FK92X2**.

### Dimensions



### Mounting Methods



# H9S2GLR1FT

## HP90

### Performance

#### Model No. H9S2GLR1FTUNVPR

LER = FP-61.2 IW-37.55 BF-1.0  
Comparative yearly lighting energy cost per  
1000 lumens = \$3.92

Report Number: G2006149

Catalog Number: H9S2GLR1FTUNVPR

Lamp: F40BX/SPX30/IS

Luminaire: HP90 2' x 2' with linear  
prismatic lens.

Ballast: C240PUNVHP-B/UNV

Report is based on 3150 lumens per lamp.

Efficiency: 72.9%

CIE Type: Direct-Indirect

Plane: 0 Deg. 90 Deg.

Spacing Criteria: 1.2 1.2

Shielding Angles: 90 90

Plane: 0 Deg. 90 Deg.

Luminous Length: 23.760 23.760

#### Candela Distribution

Angle	0.0	45.0	90.0	FLUX
0	876	876	876	
5	868	872	876	83
15	836	841	845	238
25	776	776	772	357
35	685	665	646	416
45	560	518	528	410
55	400	373	413	348
65	230	248	318	260
75	97	149	195	155
85	19	24	19	31
90	2	2	2	

#### Luminance Data in Candela/Sq. Meter

Average in Deg.	Average 0 Deg.	Average 45 Deg.	Average 90 Deg.
45	2174.	2011.	2049.
55	1914.	1789.	1976.
65	1494.	1611.	2065.
75	1029.	1580.	2068.
85	598.	765.	598.

#### Coefficients of Utilization

Ceiling	80%			50%			30%			
Wall	70	50	30	50	30	10	50	30	10	
RCR	Zonal Cavity Method— Effective Floor Cavity Reflectance = 0.20									
Room Cavity Ratio	1	80	76	73	71	69	67	69	67	65
	2	73	67	62	63	59	56	60	57	54
	3	66	59	53	55	51	47	53	49	46
	4	61	52	46	49	44	40	48	43	40
	5	56	47	40	44	39	35	43	38	40
	6	52	42	36	40	35	31	39	34	30
	7	48	38	32	37	31	27	36	31	27
	8	45	35	29	34	28	24	33	28	24
	9	42	32	26	31	26	22	30	25	22
	10	39	30	24	29	24	20	28	23	20

#### Zonal Lumen Summary

Zone	Lumens	% Lamp	% Fixt
0-30	678	21.5	29.5
0-40	1093	34.7	47.6
0-60	1851	58.8	80.6
0-90	2296	72.9	100.0
90-180	0	0.0	0.0
0-180	2296	72.9	100.0



© 2013 Koninklijke Philips N.V. All rights reserved.  
Specifications are subject to change without notice.  
[www.philips.com/luminaires](http://www.philips.com/luminaires)

Philips Lighting Company  
200 Franklin Square Drive  
Somerset, NJ 08873  
Phone: 855-486-2216

Philips Lighting Company  
281 Hillmount Road  
Markham ON, Canada L6C 2S3  
Phone: 800-668-9008