

# CMH4GX\*


## 4" Non-IC Recessed Ceramic Metal Halide Housings

### New Construction

Catalog Number: \_\_\_\_\_

Type: \_\_\_\_\_

Project: \_\_\_\_\_



#### Description

For new construction. Thermally protected, ceramic metal halide recessed housing. Miniature frame-in housing with ballast for use with GX10 lamps up to 39 watts. Fixture is furnished with pre-installed BH1 adjustable bar hangers. c/ETL listed for through-branch circuit wiring and damp location use.

#### Features

- Electronic ballast ensures properly controlled voltage to lamps maximizing lamp life.
- For use with trims using GX10 lamps up to 39 watts.
- Pre-installed adjustable pre-nailed bar hangers for joists 16" - 24" on center.
- Fits 2" x 6" joist construction.
- Thermal protection standard.
- c/ETL listed for through-branch circuit wiring and damp locations.

## CATALOG SYSTEM AND OPTIONS

SAMPLE CATALOG NUMBER: CMH4GX20EB1-LC103

Housing      Wattage      Voltage      Trims (choose one)

CMH4GX      20 20W GX10      EB1 120V  
39 39W GX10      EB2 277V

LC101 - Pinhole, Black Baffle  
LC102 - Pinhole, Clear Reflector  
LC103 - Pinhole, Gold Reflector  
LC104 - Pinhole, Black Reflector  
LC121 - Black Baffle  
LC121W - White Baffle  
LC122 - Clear Reflector  
LC123 - Gold Reflector  
LC124 - Black Reflector  
LC126 - White Reflector  
LC127SL - Brushed Nickel Reflector

LC141 - Adjustable Gimbal, Black Baffle  
LC141W - Adjustable Gimbal, White Baffle  
LC142 - Adjustable Gimbal, Clear Reflector  
LC143 - Adjustable Gimbal, Gold Reflector  
LC144 - Adjustable Gimbal, Black Reflector  
LC146 - Adjustable Gimbal, White Reflector  
LC147SL - Adjustable Gimbal, Brushed Nickel Reflector  
LC119 - Recessed Adjustable  
LC190 - Drop Adjustable Gimbal

#### General Notes:

See back of sheet for housing, lamp and louver compatibility.

Custom colors are available on select trims. Please see the Decorative Trims link at [www.caprilighting.com](http://www.caprilighting.com) for more information on custom colors and to download brochure.

## SPECIFICATIONS

- Housing** - Deep drawn single piece housing, painted black. Housing can be pulled through plaster frame for access to junction box. Accommodates GX10 ceramic metal halide lamp. Ceiling opening 4-1/4".
- Ballast** - High power factor electronic ballast offers constant lumen output over wide input voltage range. Output regulation ensures consistent fixture to fixture color uniformity of lamp. Ballast features auto shut down feature for lamp abnormalities and end of lamp life detection. Minimum starting temperature of 30°C and total harmonic distortion <10%.
- Plaster frame** - Die stamped 22 gauge galvanized steel featuring fully blocked frame for pre-installed adjustable bar hangers.
- Socket** - Porcelain GX10 socket with twist and lock action holds lamp securely in place.

5. **Bar Hangers** - Pre-installed BH1 bar hangers telescope from 16 to 24 inches. Alignment holes provided in bar hangers and frame permit fixture centering on 14, 16 and 24 inch joist mounting. Bar hangers are equipped with heavy duty fluted nails. BH1 bar hanger includes snap feature for installation into inverted NEMA type G grid ceiling.

6. **Junction Box** - Extra-large 32 cubic inch 16 gauge galvanized steel with two snap-on covers and grounding pigtail. Knockouts for 1/2" and 3/4" conduit. Meets all safety requirements of ETL and NEC.

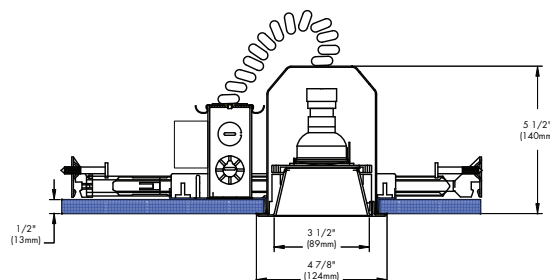
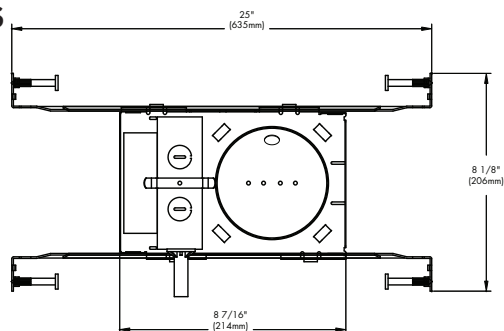
7. **Thermal Protection** - Standard probe style thermal protector mounted to junction box knock out automatically takes fixture out of service if temperature becomes excessive from contact with insulation, overlampping or wrong lamp/trim combination.

8. **c/ETL Listed** for damp locations and through branch circuit wiring, 4 in/4 out.

#### Accessories (Order separately)

Oversize Trim Ring, O.D. 5-3/4" (146 mm).....OV4

## DIMENSIONS



REV. 06/08

RC3-8



**LC101**  
1-3/4" Pinhole, Black Baffle  
4-3/4" O.D. (121 mm)



**LC103 (shown)**  
1-3/4" Pinhole, Gold Reflector  
**LC102** Clear Reflector  
**LC104** Black Reflector  
4-3/4" O.D. (121 mm)



**LC121W (shown)**  
Open Trim, White Baffle  
**LC121** Open Trim, Black Baffle  
4-3/4" O.D. (121 mm)



**LC122 (shown)**  
Open Trim, Clear Reflector  
**LC123** Gold Reflector  
**LC124** Black Reflector  
**LC126** White Reflector  
**LC127SL** Brushed Nickel Self Flanged  
4-3/4" O.D. (121 mm)



**LC141 (shown)**  
Adjustable Gimbal Ring, Black Baffle  
**LC141W**  
Adjustable Gimbal Ring, White Baffle  
45° Tilt  
4-3/4" O.D. (121 mm)



**LC142 (shown)**  
Adjustable Gimbal Ring, Clear Reflector  
**LC143**  
Adjustable Gimbal Ring, Gold Reflector  
**LC144**  
Adjustable Gimbal Ring, Black Reflector  
**LC146**  
Adjustable Gimbal Ring, White Reflector  
**LC147SL** Adjustable Gimbal Ring, Brushed Nickel Self Flange  
45° Tilt 4-3/4" O.D. (121 mm)



**LC119**  
Recessed Adjustable  
30° Tilt  
4-3/4" O.D. (121 mm)



**LC190**  
Drop Adjustable, Gimbal Ring  
Length 4 1/2"  
Lamp positioned at 4-1/2" below ceiling  
0° - 90° Tilt  
4-3/4" O.D. (121 mm)

★ Canadian product offering specifications and wattages may vary from these shown.

This product may be covered by one or more of the following U.S. Patents: #4,408,262, #4,703,406, #4,723,747, #4,910,651, #5,057,979. Other U.S. or Foreign Patents may apply.

Capri Lighting reserves the right to make changes without notice.©2008