

# CUCL Series

12", 24", 36", and 48" LED Display Luminaire

Catalog Number: \_\_\_\_\_

Type: \_\_\_\_\_

Project: \_\_\_\_\_



## Description

The Capri LED Display Luminaire is ideal for use in display cases, jewelry cases or ceiling coves. The high-brightness LEDs provide smooth, even illumination without adding heat or UV radiation that can damage or fade merchandise. The array pattern of the LEDs adds sparkle and highlights that will help draw attention to any merchandising display.

## Features

- High brightness, long-life LEDs available in 3000K and 4000K color temperatures
- 12", 24", 36", and 48" lengths are easy to install and aim
- Low-profile makes it easy to conceal within casework or coves
- Easy connection to each other or with connector accessories for longer runs
- Wide choice of drivers to power a variety of length combinations
- UL2108 listed

## CATALOG SYSTEM AND OPTIONS

SAMPLE CATALOG NUMBER: CUCL15WW

Family	Wattage	Color Temperature	Accessories (ordered separately)
CUCL	05 12" long, 6.5 watts <sup>2</sup>	CW cool white 4000K	CUCEC60 60" End to End Connector
Capri LED	10 24" long, 13 watts <sup>2</sup>		CUCEC48 48" End to End Connector
Display	15 36" long, 19.5 watts <sup>2</sup>	WW warm white 3000K	CUCEC30 30" End to End Connector
Luminaire <sup>1</sup>	20 48" long, 26 watts <sup>2</sup>		CUCEC10 10" End to End Connector
			CUCWC180 180" Plug to Wire Connector
			CUCWC120 120" Plug to Wire Connector
			CUCWC30 30" Plug to Wire Connector
			CUCWC10 10" Plug to Wire Connector
			CUCMC Mounting Clips

## Foot Notes:

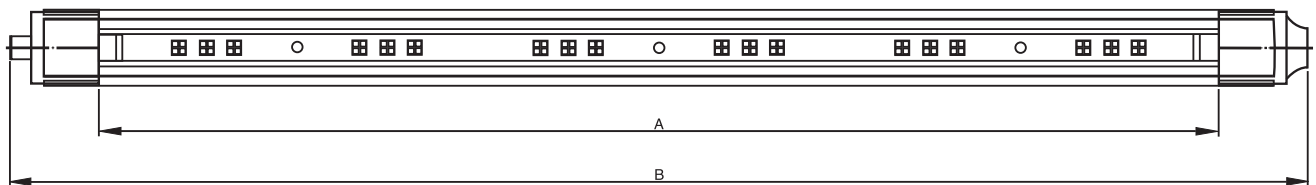
1. CUCL luminaire ships complete with two (2) mounting clips standard. Additional mounting clips may be ordered separately.
2. Total wattage includes driver.

## SPECIFICATIONS

1. **Housing** - 0.70" diameter extruded aluminum housing is durable and helps dissipate heat generated by the LED diode. Extruded ribs allow for mounting clips to easily secure luminaire while providing adjustable aiming.
2. **LEDs** - High brightness, chip on ceramic, LEDs available in 3000K and 4000K CCT. Provides 70% lumen maintenance at 50,000 hours. Luminous flux is 210, 450, 675, and 900 for the 12", 24", 36", and 48" lengths, respectively.
3. **Connectors** - 2.1 mm jack and plug connector assemblies are available in a wide variety of lengths for connections from power supplies and luminaire to luminaire. Plug-in system makes for fast and easy installation.

4. **Optical Cover** - Durable, clear, polycarbonate cover ensures safe operation of LED components and provides impact resistance.
5. **Mounting** - Easy to install mounting clips come standard with every luminaire. Stainless steel C-clips mount quickly with supplied wood screws, then luminaire simply snaps into C-clips.
6. **Power Supplies** - See Capri specification sheet SW3-2 for complete list of available power supplies and energy information.

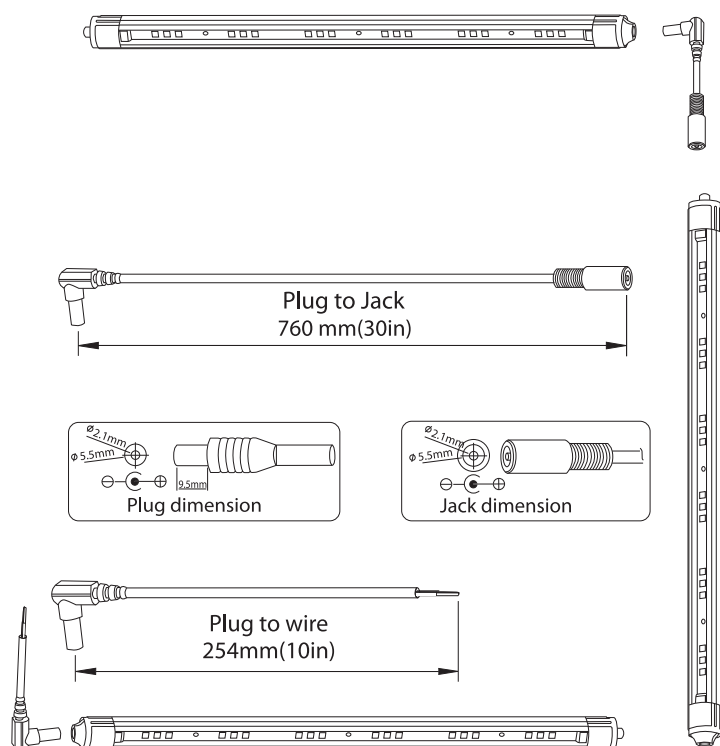
## DIMENSIONS



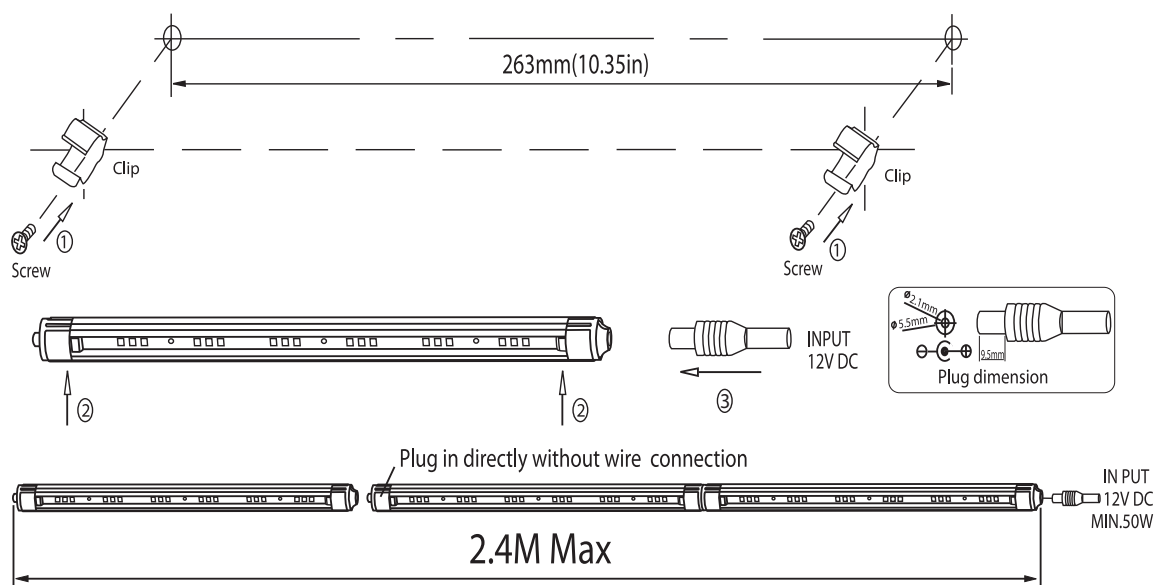
Cat No.	Diameter	Length A	Length B
CUCL05	0.70" (18 mm)	10.36" (263 mm)	12.00" (305 mm)
CUCL10	0.70" (18 mm)	22.00" (558.5 mm)	23.65" (600.5 mm)
CUCL15	0.70" (18 mm)	33.64" (854 mm)	35.30" (896 mm)
CUCL20	0.70" (18 mm)	45.31" (1150 mm)	47.00" (1192 mm)

REV. 7/10

## ACCESSORIES



## INSTALLATION



Philips Capri reserves the right to make changes without notice.©2010

SW3-I

PHILIPS CAPRI  
776 South Green St., Tupelo, MS 38804  
Phone 662.842.7212 FAX 662.841.5501  
www.caprilighting.com

PHILIPS DAY-BRITE CANADA  
189 Bullock Drive, Markham, Ontario, Canada L3P 1W4  
Phone 905.294.9570 FAX 800.268.0003  
www.day-britecanada.com

PHILIPS  
capri