


Transfer Device

LVTC

Low Voltage Transfer Circuit For Use with Down-Lighting, Damp Location



Specifier's Reference

Project
Type
Model No.
Comments

codes and standards

- ETL listed to UL 924 standards
- Listed for Insulated Ceiling Systems (IC Rated)
- Damp location listing standard 32°F (0°C) to 122°F (50°C)

construction

- The LVTC is designed to convert existing, low voltage luminaires into emergency lighting by means of providing switching capabilities. A 12 VDC emergency battery unit is required and provided by others.
- Housing and cover are constructed of 20 gauge galvanized steel.
- Three knockouts for conduit attachment are provided.

installation

- Two #8 sheet metal screws are provided for mounting the LVTC.
- Three knockouts are provided for the attachment of conduit.
- A grounding lead is supplied inside the housing.

electronics

- Load - reverse polarity protected with low battery voltage disconnect (standard in all Chloride emergency battery units).
- Special requirement - determine the maximum wattage draw of the down-light fixture and be certain that the 12VDC emergency supply unit equipment is capable of sustaining that load for a minimum of 90 minutes as required by code.
- operating temperature range 32°F (0°C) to 122°F (50°C).
- power consumption
Input power requirements at 12 VAC - .72 W.
Output power requirements at 12 VDC - 2 channel at 75 Watt maximum each.

lamps

- The LVTC is a two channel device providing switching for up to 75 W per channel.

warranty

- Three years full warranty.

Model Example: LVTC

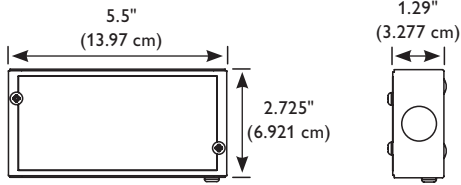
LVTC



Series

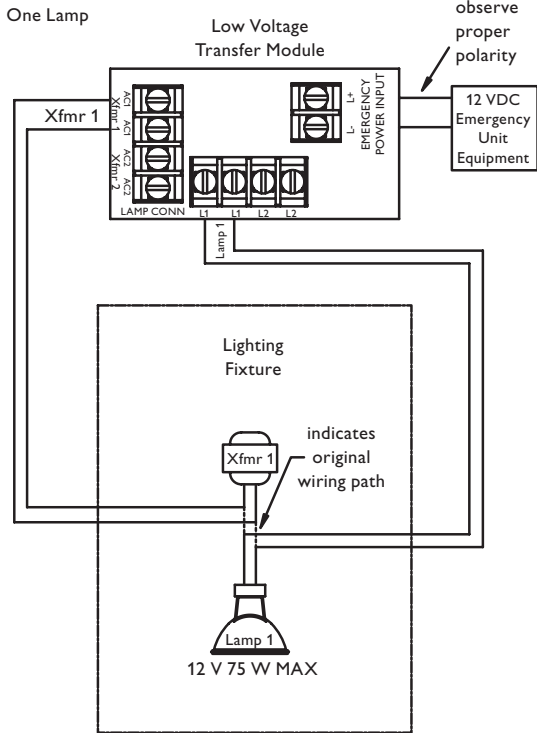
LVTC – Low Voltage Transfer Circuit

dimensions



installation

One Lamp



Two Lamp

