



Specifier's Reference

Project
Type
Model No.
Comments

codes and standards

- ETL Listed to UL Standard 924
- NFPA 101 (Life Safety Code)
- NFPA 70 (National Electric Code)

construction

- Flame rated, UV stable ABS thermoplastic white housing.
- Low profile test switch comes standard on the unit.
- Contemporary design external square style lamp heads that utilize an innovative track system that allows for a full range of adjustment for emergency illumination.

installation

- Snap together quick mount design.
- Universal J-box mounting pattern.
- Wall mount only.

electronics **Xtest**

- All units utilize a microprocessor and contain the **Xtest** self-diagnostic/self-test circuit..
- Each unit includes low voltage disconnect, AC lockout, and brownout protection.
- Each unit will with **Xtest** circuitry automatically conduct a self-test once a month with the lamps on to verify all systems are functioning properly. For complete details regarding **Xtest** circuitry see spec sheet CE-17050.
- 120/277VAC selectable input. .
- Power Consumption:
120V = 42 mA Line Amps
= 5.1W input wattage
277V = 22.6 mA Line Amps
= 6.26 W input wattage

lamps

- Units are 6 volt with various wattages, halogen or tungsten lamps.

battery

- Maintenance free 6 volt sealed lead acid battery.
- Operating temperature range is 65°F (19°C) to 85°F (30°C).
- Provides a minimum of 90 minutes emergency illumination.

warranty

- Five year warranty on units. (lamps not included)

Green Product Choice: CTX6L12WCSWA

Catalog Number	Volts	Total Wattage	Remote	Housing Color	LampType
Lead Calcium:					
CTX6L12WCSWA	6	12	none	White	5.4W tungsten
CTX6L12WCSWD	6	12	none	White	6W halogen
CTX6L18WCSWC	6	18	none	White	9W tungsten
CTXR6L24WCSWA	6	24	12W	White	5.4W tungsten
CTX6L24WCSWF	6	24	none	White	12W halogen

Accessories (Order Separately)

- WGS** – Wire Guard (wall mount)
- PCS1** – Polycarbonate Vandal Shield

Footnotes

¹Wattage indicated is per lamp head.

Remote Lamp Heads



Catalog Number	No. of Heads	Voltage	Wattage ¹	Finish	Lamp
CR1CSWA	1	6	5.4	White	tungsten
CR1CSWD	1	6	6	White	halogen
CR1CSWF	1	6	12	White	halogen

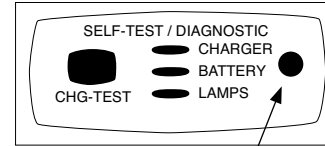


Catalog Number	No. of Heads	Voltage	Wattage ¹	Finish	Lamp
CR2CSWA	2	6	5.4	White	tungsten
CR2CSWD	2	6	6	White	halogen
CR2CSWF	2	6	12	White	halogen

Xtest testing specifications

- Automatic Test: The system charger and lamps are continually being controlled via pre-determined parameters specific to each model configuration, auto-matically. The battery is controlled via a true open circuit test each hour after initial installation. Once a month the Xtest System illuminates lamps under load for 30 minutes, simulating a power outage with a true charger off condition, without affecting long-term battery life. This is above and beyond the requirements of the National Fire Protection Association. This gives you unequalled control and confidence, knowing you are meeting self-test code requirements each and every month.
- Manual Test: A manual test switch allows for the **Xtest** system to perform the following tests at any time:
 Press Button:
 Once - 5 second test, charger off, no load
 Twice - 60 second test, charger off, lamps on
 Three - 90 minute test, charger off, lamps on
 6-Second Hold - Fully reinitializes micro-processor.
 Pressing once during any test will cancel/abort testing.

Xtest Status Indicator Panel



Location of sensor for laser activation of manual test via handheld remote laser tester (this is an optional feature, specify "LX" option)

Fault Indications:

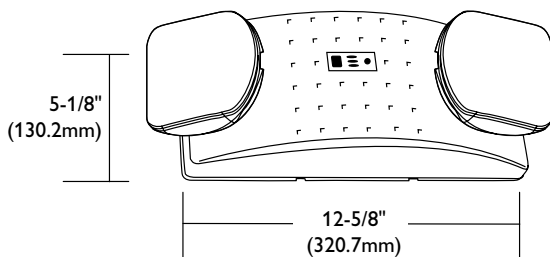
Four LED indicators provide visible indication of system status:

AC/Green	Charger/Red	Batt/Red	Lamp/Red	Status/Fault	Action
On				AC power is on/ok	None
F				Performing Test	None
On	F	F	F	Lamp/Battery Disconnected or Charger Fault	Check connections; if ok, replace circuit board
On	F			Charger fault	Replace circuit board
On		F		Battery disconnected/fault	Check connection or replace battery
On			F	Lamp disconnected/bad or remote disconnected	Check connection then press manual test once to determine bad lamp/replace lamp or check remote lamp.*

On=Steady F=Flashing Blank=Off

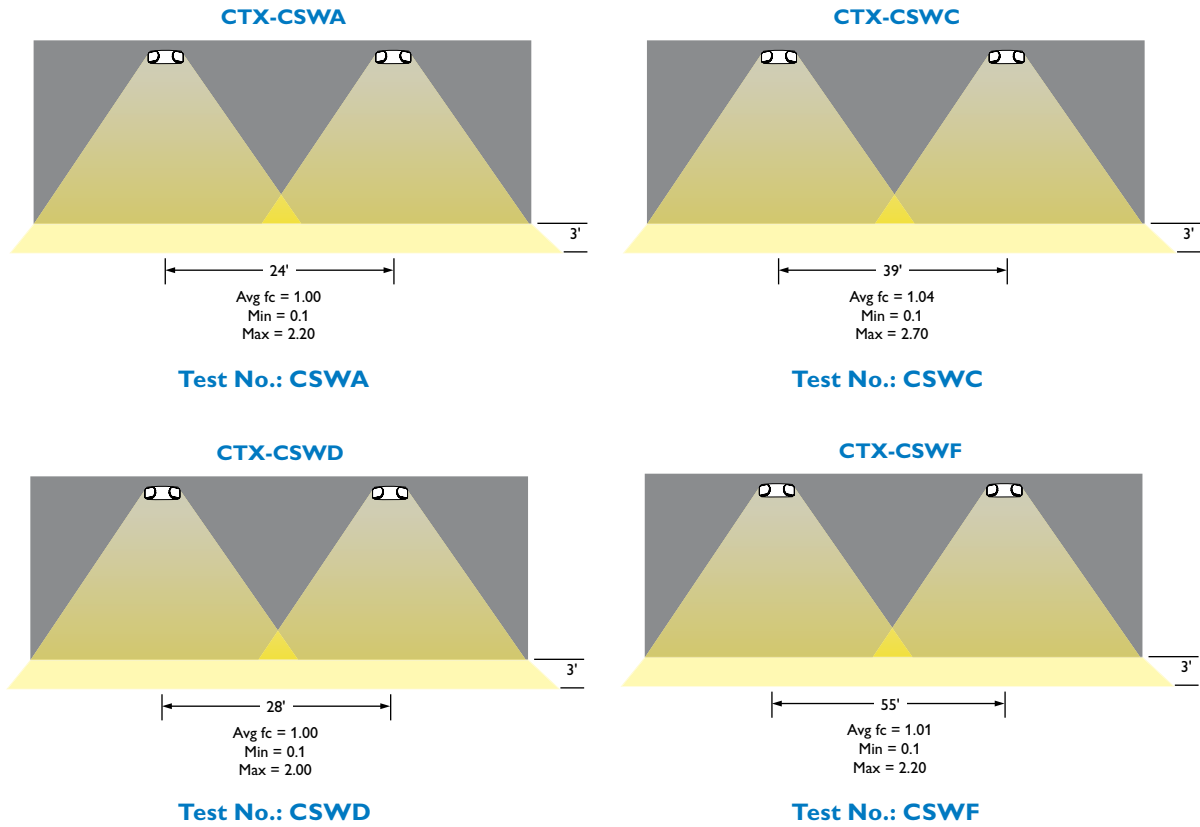
*If unit has remote capacity and remote cable is connected to charger board but not connected to a remote load, then either connect remote load or disconnect cable from charger board.

dimensions



performance

Meets Life Safety Code standard minimum illuminance of 0.1 FC and average illuminance of 1.0 FC. Assumes open space with no obstructions, mounting height: 8', ceiling height: 9', and reflectances: 80/50/20. Analysis based on independently tested photometrics.



© 2016 Philips Lighting Holding B.V. All rights reserved.
 Philips reserves the right to make changes in specifications and/or discontinue any product at any time without notice or obligation and will not be liable for any consequences resulting from the use of this publication.
philips.com/luminaires



Philips Lighting North America Corporation
 200 Franklin Square Drive, Somerset, NJ 08873
 Tel. 855-486-2216

Philips Lighting Canada Ltd.
 281 Hillmount Rd, Markham, ON, Canada L6C 2S3
 Tel. 800-668-9008