260-PLV

Paralouver Recessed

LPW

2x4 2 Lamp T8

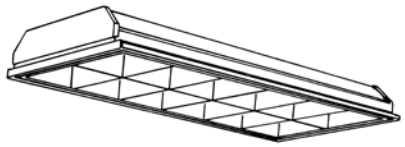

Specifier's Reference

Project	
Type	
Model No.	
Comments	

application

- A single 2 lamp LPW provides 10% energy savings and 11% greater light output compared to a standard 3 lamp 18 cell T8 electronic parabolic.
- When used to light a space to the same illumination level, 2 lamp LPW luminaires provide 19% energy savings compared to standard 3 lamp 18 cell T8 electronic parabolics.
- 10% fewer luminaires and 40% fewer lamps are required to achieve the same light levels as standard 3 lamp parabolics, reducing installation and maintenance costs.
- 20% longer lamp life (24,000 hours vs. 20,000) provides longer relamping intervals for lower maintenance costs.
- Payback of additional cost (compared to standard 3 lamp parabolic) in less than one year.
- Shipped with factory installed high lumen output/ high color rendering T8 lamps.
- Designed for air supply/return through side slots and/or heat transfer through openings in top. Select the appropriate catalog no. for air function desired. Air boots by others.

construction/finish

- Housing is multi-stage phosphate treated for maximum corrosion resistance and finish coat is high reflectance baked white enamel.
- Flat black finish inside perimeter reveal for "floating door" appearance.
- Built in (UL listed) grid clips designed for use with standard 1-1/2" high grid ceiling members.
- Standard wireway cover is designed to accommodate small can ballasts. Specification (or field installation) of large can standard/emergency ballasts will require the use of a larger wireway cover.
- One piece unitized body including end plates for added rigidity.

electrical

- Electronic ballast standard.
- Class P, HPF ballasts comply with Ⓔ Federal Ballast Law (Public Law 100-357,1988).
- UL listed for damp locations. Canadian certified optional.
- Self-contained fluorescent emergency power packs can be incorporated. Bodine LP series emergency ballasts are recommended for use with the standard wireway cover. DEB series emergency ballasts may be used with the larger wireway cover.

enclosures

- 12 cell parabolic-shaped louvers closely controlled for uniform low-brightness appearance, and interlocked to avoid vibration.
- Choice of low iridescence anodized aluminum (AL), specular (FL), or white louver finishes.
- Lengthwise shielding is 19°. Crosswise shielding is 26°.
- Bottom aluminum flange has mitered corners and fits flush with ceiling.
- Can be hinged and latched from either side.
- Shipped with plastic film to keep out construction dirt.
- Guide-post spring loaded latches standard.

Green Choice: 2LPWGA232-26FL-UNV-1/2EB-LPT835HL

2 ___ ___ ___ 2 32 – 26 ___ – ___ ___ – ___ – ___

Width
2 – 2'

Family
LPW – Watt Watcher Paralouver
LPWC – Canadian Model

Ceiling Type
F – Flange
G – Grid
T – Screw Slot
Z – Z Spline Modular

Air Function
A – Air Supply/Return
C – Combination (Air & Heat Transfer)
H – Heat Transfer
S – Static (no air function)

No. of Lamps
(not included)
2

Lamp Type/ Wattage
32 – 32WT8 (48")

Louver Config.
(cells wide x cells long)
26 – 2 x 6

Louver Finish
AL – Semi-Specular Low Iridescence Anodized Aluminum
FL – Full Specular Low Iridescence
W – Painted White

Voltage
120
277
347 (consult factory for availability)
UNV – Universal Voltage, 120-277 volt (with T8 or 40wTT5 electronic ballast option only)

Ballast Config.
Generic Electronic Ballasts (Brand selected by Day-Brite)
Suffix Catalog # with – Ballast Quantity – / -EB Lamps Per Ballast.
Example: –1/2-EB = One 2 Lamp Electronic Ballast.

Lamps
LPT830HL – Lamped with 85+ CRI, 3000K lamps
LPT835HL – Lamped with 85+ CRI, 3500K lamps
LPT841HL – Lamped with 85+ CRI, 4100K lamps

Options
APC – Air pattern control blades
ASC – Snap out air slot covers
2WC – Two deep wireway covers (3 lamp only)
DWC – Deep wireway cover
PAF – Housing painted after stamping
E1 – DEB-1 emerg. ballast, 350-450 lumens, UL dry loc.
E7 – DEB-7 emerg. ballast, 600-700 lumens, UL dry loc.
E5 – DEB-5 emerg. ballast, 1100-1400 lumens, UL dry loc.
E5ST – DEB-5ST emerg. ballast w/self test, 1100-1400 lumens, UL dry loc.
F1 – Installed flex, 3/8" dia.18 gauge, 3 wire, 6'
F2 – Installed flex, 3/8" dia.18 gauge, 4 wire, 6'
GLR# – Fusing, fast blow (# = number of ballasts)

© 2013 Koninklijke Philips Electronics N.V. All rights reserved.
Specifications are subject to change without notice.
www.philips.com/luminaires

PHILIPS Day-Brite PHILIPS CFI

260-PLV

dimensions

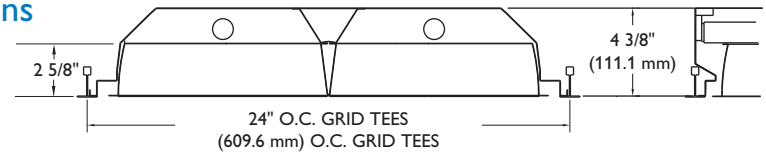

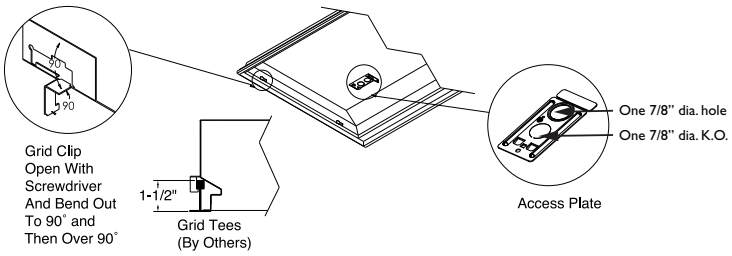

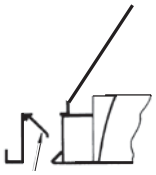

Optional Air Pattern Control (on Air and Combination Units)
- Fully adjustable
  - Closed= Static
  - 45°= Horizontal Air Supply
  - 90°= (fully open) – Vertical Air Supply
- Side Slots may also be used for Return Air to Plenum
- Snap-in Air Slot Covers (ASC) also available

ceiling configuration

1 LP3 G S 1 32

Ceiling type

G = Grid (NEMA G)

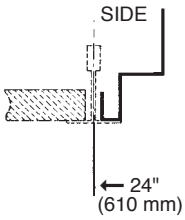

(NEMA Type G)
Lay-in acoustical ceilings using exposed grid suspension, with tees for luminaires on 24" x 48" spacing.

F = Flange (NEMA F)

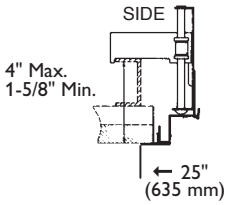

(NEMA Type F)
Flange for acoustical ceilings using concealed mechanical suspension. Swing-jack mounting brackets: adjustment 4" max.and 1-5/8" min.

T = Screw Slot (NEMA SS)

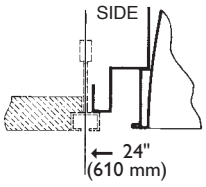

Louvered fixture with louvers at the ceiling plane.

(NEMA Type SS)
Typical Screw Slot Ceiling System. Bottom of louver is flush with ceiling plane.

Z = Modular & "Z" Spline (NEMA M/Z)

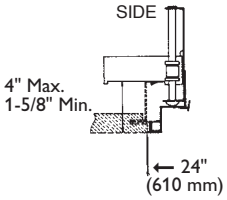

(NEMA M/Z)
Modular and "Z" Spline using concealed mechanical suspension. Swing-jack mounting brackets: adjustment 4" max. and 1-5/8" min.

photometry

LP3 2x4 2 Lamp T8 12 Cell **Efficiency – 76.6%** **LER – 76** **TER – 70**

Catalog No.	2LPWGS232-26AL-1/2-EB
Test No.	22121
S/MH	1.7
Lamp Type	F32T8
Lumens/Lamp	3200
Ballast Factor	1.20
Input Watts	75

Comparative yearly lighting energy cost per 1000 lumens – **$3.16** based on 3000 hrs. and $.08 pwr KWH.

The photometric results were obtained in the Philips Day-Brite laboratory which is NVLAP accredited by the National Institute of Standards and Technology.

Candlepower

Angle	End	45	Cross
0	1624	1624	1624
5	1630	1623	1603
10	1601	1599	1584
15	1560	1560	1561
20	1507	1514	1539
25	1442	1467	1537
30	1367	1417	1591
35	1285	1392	1686
40	1193	1396	1815
45	1088	1403	1917
50	970	1379	1846
55	826	1231	1317
60	630	894	546
65	362	450	291
70	118	151	144
75	40	45	47
80	17	17	16
85	6	6	5

Light Distribution

Degrees	Lumens	% Lamp	% Luminaire
0-30	1278	20.6	26.9
0-40	2183	35.2	46.0
0-60	4287	69.1	90.3
0-90	4749	76.6	100.0

Average Luminance

Angle	End	45°	Cross
45	2591	3340	4565
55	2425	3613	3866
65	1442	1793	1159
75	260	293	306
85	116	116	97

Coefficients of Utilization

EFFECTIVE FLOOR CAVITY REFLECTANCE 20 PER (pfc=0.20)

pcc	80			70			50	
pw	70	50	30	70	50	30	50	30
RCR								
0	91	91	91	89	89	89	84	84
1	84	81	79	82	80	77	77	75
2	78	71	67	76	70	66	68	64
3	70	64	57	68	61	56	59	56
4	65	56	50	63	55	48	53	47
5	59	50	44	57	48	42	47	41
6	55	45	38	54	44	38	42	36
7	51	40	34	48	40	34	39	33
8	46	36	29	46	35	29	34	29
9	44	34	27	42	33	27	32	27
10	40	30	25	40	30	25	29	23

Hg

Some luminaires use fluorescent or high intensity discharge (HID) lamps that contain small amounts of mercury. Such lamps are labeled, "Contain Mercury" and/or the symbol "HG". Lamps that contain mercury must be disposed of in accordance with local requirements. Information regarding lamp recycling and disposal can be found at www.lamprecycle.org

© 2013 Koninklijke Philips Electronics N.V. All rights reserved.
Specifications are subject to change without notice.
www.philips.com/luminaires

Philips Lighting Company
200 Franklin Square Drive
Somerset, NJ 08873
Phone: 855-486-2216

Philips Lighting Company
281 Hillmount Road
Markham ON, Canada L6C 2S3
Phone: 800-668-9008