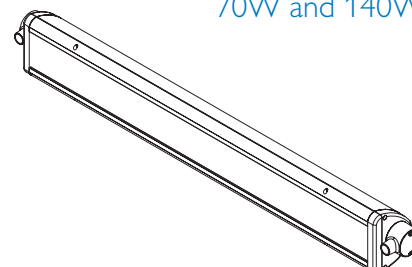


Decorative Commercial

BLN Series

LED Linear Sign/Wall Light  
High Lumen  
70W and 140W



Specifier's Reference

Project
Type
Model No.
Comments

Application

- The BLN Linear Series provides excellent performance as a sign light, accent light, wall wash, or path light. The application possibilities are endless.

Construction/Finish

- Heavy duty extruded aluminum housing.
- Die cast aluminum end caps.
- Aluminum door frame with stainless steel captive fasteners and tempered glass lens.
- Heavy duty die cast mounting hub/wiring compartment with 3/4-14 NPS threaded mounting allows 365 degrees of rotation for easy aiming.
- Polyester powder finish for excellent impact, corrosion and UV resistance.
- Clear tempered glass lens is thermal and shock resistant. Optional diffuse tempered glass lens provides excellent light output with low glare.
- Three different light distributions available for a variety of applications.
- Components are RoHS compliant.
- LED light engine and driver are field replaceable.

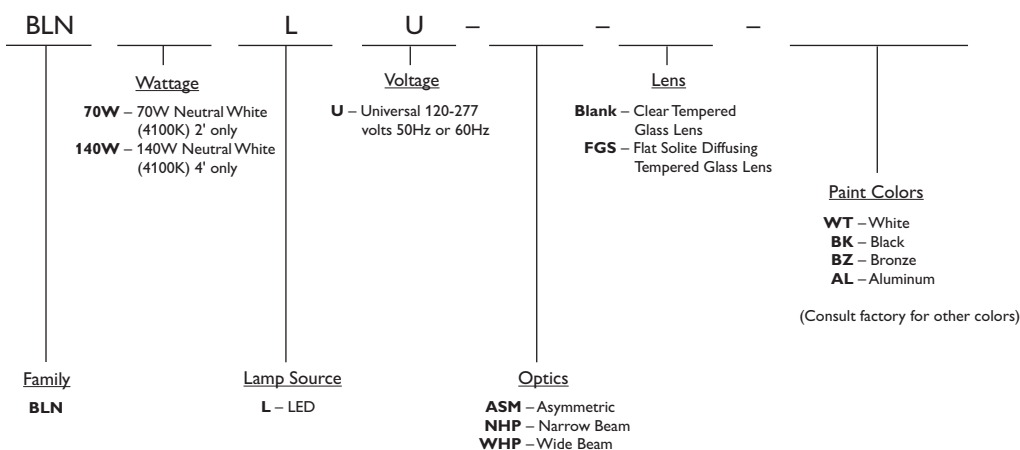
Electrical

- Certified to meet UL 1598 standards for wet location and 40°C ambient.

Warranty

- 5 Year Limited Warranty.

Green Choice: BLN70WLU-ASM-FGS-BK



Accessories (Order Separately)

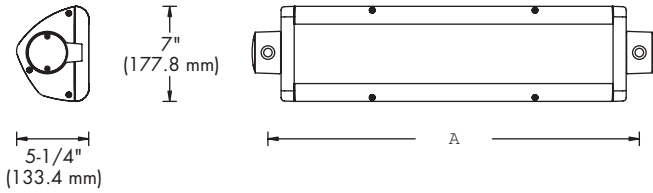

For additional descriptions of mounting accessories, refer to sheet number DC-47800.

General Notes:

All options are factory installed. All accessories are field installed. Data subject to change without notice.

Predicted L<sub>70</sub> Lifetime:  
25°C Ambient - >60,000 hours  
40°C Ambient - >60,000 hours  
(based upon LED manufacturer's LM-80 data and in-situ laboratory testing)

Dimensions

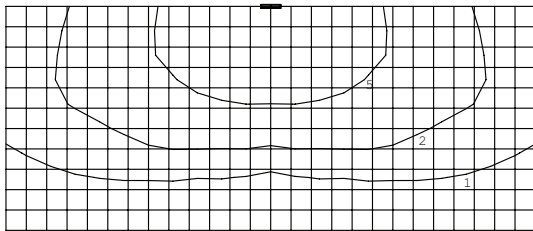


	A	B
End Hub to End Hub	27-3/8" (695.3mm)	51-1/4" (1301.8mm)
End Hub to Row Mount Hub	27-11/16" (703.3mm)	51-9/16" (1309.7mm)
Row Mount Hub to Row Mount Hub	28" (711.2mm)	51-7/8" (1317.6mm)

Photometry

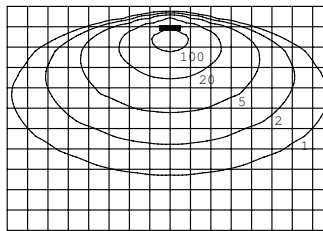
**Catalog No.** BLN70WLU-ASM  
**Test No.** 29476  
**Lamp Type** LED  
**Wattage** 69  
**Lumens** 5,590  
**Lumens/Watt** 81.0

Path Light (12 ft. mounting height)



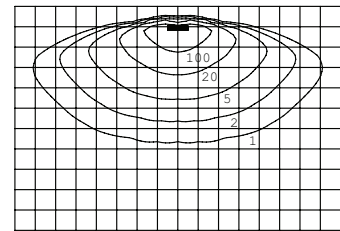
2' Grid Shown

Wall Grazing (2 ft. mounting height)



2' Grid Shown

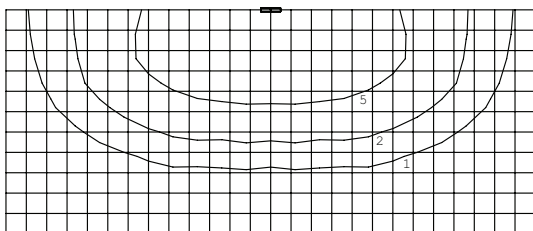
Sign Light (2 ft. mounting height)



2' Grid Shown

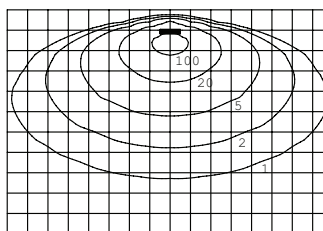
**Catalog No.** BLN70WLU-ASM-FGS  
**Test No.** 29490  
**Lamp Type** LED  
**Wattage** 70  
**Lumens** 5,103  
**Lumens/Watt** 72.9

Path Light (12 ft. mounting height)



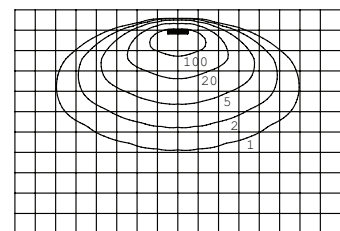
2' Grid Shown

Wall Grazing (2 ft. mounting height)



2' Grid Shown

Sign Light (2 ft. mounting height)



2' Grid Shown



© 2013 Koninklijke Philips Electronics N.V. All rights reserved.  
 Specifications are subject to change without notice.

DC-47850 03/15

Philips Lighting Company  
 200 Franklin Square Drive  
 Somerset, NJ 08873  
 Phone: 855-486-2216

[www.philips.com/luminaire](http://www.philips.com/luminaire)

Philips Lighting Company  
 281 Hillmount Road  
 Markham ON, Canada L6C 2S3  
 Phone: 800-668-9008

[www.philips.com/luminaire](http://www.philips.com/luminaire)