Day-Brite CFI

by signify

Recessed

LP3 paralouver 1x4

2 Lamp, T8, T5, or T5HO
8 cell

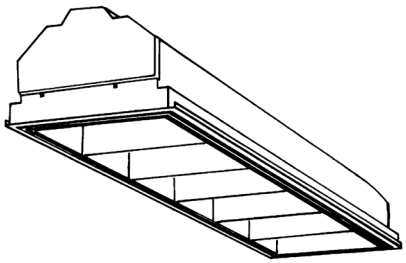

Project:

Location:

Cat.No:

Type:

Lamps: Qty:

Notes:

The Day-Brite / CFI LP3 paralouver recessed is designed to provide the optimum balance of visual comfort, luminaire efficiency, and low cost.

Ordering guide

Example: 1LP3GS232-18AL-UNV-1/2-EBLHE-LPT835HL

Width	Family	Ceiling Type	Air Function	No. of Lamps (not included)	Lamp Type	Louver Config. (cells wide x cells long)	Louver Finish	Voltage	Options
1	LP3			2	–	18	–	–	
1 1'	**LP3** LP3 paralouver	**G** Grid **F** Flange **Z** Z-Spline/ Modular	**A** Air supply **C** Combination (air & heat transfer) **H** Heat transfer **S** Static (no air function)	**2**	**28** 28WT5 (46") **32** 32WT8 (48") **54HO** 54WT5HO (46")	**18** 1x8	**AL** Semi-specular anodized aluminum low iridescence **W** Matte white paint	**120** **277** **347** **UNV** Universal Voltage 120-277V	

1/2	One 2-lamp ballast
APC	Air pattern control blades
ASC	Snap out air slot covers
PAF	Housing painted after fabrication
EB	Electronic ballast, <10% THD, std. ballast factor
EB10R	T8 electronic ballast, program rapid start, <10% THD
EBHE	T8 electronic ballast, high efficiency, std. ballast factor
EBLHE	T8 electronic ballast, high efficiency, low ballast factor
EBHHE	T8 electronic ballast, high efficiency, high ballast factor
EBSD	T8 electronic step dimming ballast, .88 ballast factor
EBD7	Advance Mark 7 dimming ballast, 0-10V (low voltage) control
EBDX	Advance Mark 10 dimming ballast, phase control
EBD	Electronic dimming ballast, customer specified
E1	B100 emerg. ballast, T8, 350-450 lumens, 120/277V
E1CAN	B100-CAN emerg. ballast, Canada market, T8, 350-450 lumens, 120/347V
E7	B60 emerg. ballast, T8, 600-700 lumens, 120/277V
E5	B50 emerg. ballast, U.S. or Canada market, T8, 1100-1400 lumens, UNV
E5CAN	B50-CAN emerg. ballast, Canada market, T8, 1100-1400 lumens, 120/347V
E5ST	B50ST emerg. ballast w/self test, T8, 1100-1400 lumens, UNV
E7LP	LP550 emerg. ballast T5/T5HO, 430-700 lumens, 120/277V
E6LP	LP600 emerg. ballast U.S. or Canada market, T5/T5HO, 750-1325 lumens, 120/277V
F1	3/8" flex, 3 wire 18 gauge 6'
F2	3/8" flex, 4 wire 18 gauge 6'
F2/5W	3/8" flex, 5 wire 18 gauge 6'
GLR	Fusing, fast blow
LPT830	Installed T8/T5/T5HO lamps, 80+ CRI, 3000K
LPT835	Installed T8/T5/T5HO lamps, 80+ CRI, 3500K
LPT841	Installed T8/T5/T5HO lamps, 80+ CRI, 4100K
LPT830HL	Installed T8/T5 hi lumen lamps, 80+ CRI, 3000K
LPT835HL	Installed T8/T5 hi lumen lamps, 80+ CRI, 3500K
LPT841HL	Installed T8/T5 hi lumen lamps, 80+ CRI, 4100K
CHIC	Chicage plenum rated

Accessories (order separately)

- **FMA14** 1'x4' "F" mounting frame for NEMA "F" mounting

1LP3 LP3 paralouver recessed 1x4

2 lamp, T8, T5, or T5HO, 8 cell

Application

- Low-brightness troffer for most ceilings:
  - Grid inverted T (NEMA "G")
  - Flange-type for concealed mechanical suspension (NEMA "F")
  - Modular and "Z" spline (NEMA "M/Z")
- Designed for air supply/return through side slots and/or heat transfer. Select the appropriate catalog no. for air function desired. Air pattern control blades in side slots must be ordered as an option. Air boots by others.
- Excellent visual comfort and inconspicuous appearance.

Construction/Finish

- Housing is multi-stage phosphate treated for maximum corrosion resistance and finish coat is high reflectance baked white enamel.
- Flat black finish inside perimeter reveal for "floating door" appearance.
- T bar grid clips built into fixture end plates, no extra parts required.

Electrical

- cULus listed for damp locations.
- Self-contained fluorescent emergency power packs can be incorporated.

Enclosure

- Parabolic-shaped louvers closely controlled for uniform low-brightness appearance, and interlocked to avoid vibration.
- Choice of semi-specular (AL) low iridescence anodized aluminum or matte white paint louver finishes.
- 8 Cell: Lengthwise shielding is 30°. Crosswise shielding is 29°.
- Bottom aluminum flange has mitered corners and fits flush with ceiling.
- Can be hinged and latched from either side.
- Shipped with plastic film to keep out construction dirt.
- Guide-post spring loaded latches standard.

Dimensions

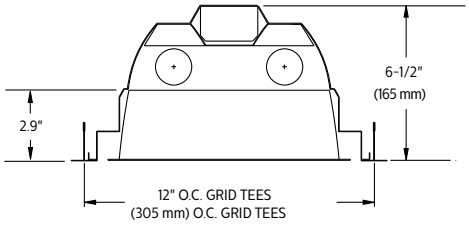

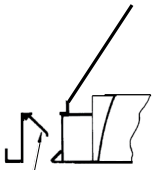

Optional Air Pattern Control
(on Air and Combination Units)
•Fully adjustable
– Closed= Static
– 45°= Horizontal Air Supply
– 90°= (fully open) – Vertical Air Supply
•Side Slots may also be used for Return Air to Plenum
•Snap-in Air Slot Covers (ASC) also available

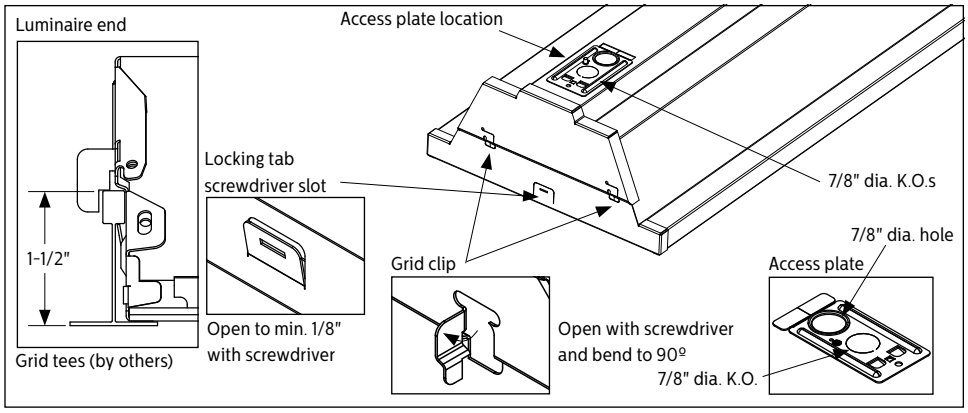

Hg

Some luminaires use fluorescent or high intensity discharge (HID) lamps that contain small amounts of mercury. Such lamps are labeled, "Contain Mercury" and/or the symbol "HG". Lamps that contain mercury must be disposed of in accordance with local requirements. Information regarding lamp recycling and disposal can be found at www.lamprecycle.org

1LP3 LP3 paralouver recessed 1x4

2 lamp, T8, T5, or T5HO, 8 cell

Ceiling configuration

1 LP3 G S 2 32

Ceiling type

G = Grid (NEMA G) **F** = Flange (NEMA F) **Z** = Modular & "Z" Spline (NEMA M/Z)

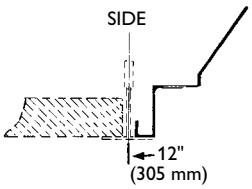

(NEMA Type G)
Lay-in acoustical ceilings using exposed grid suspension, with tees for luminaires on 12" x 48" spacing.

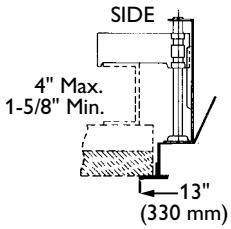

(NEMA Type F)
Flange for acoustical ceilings using concealed mechanical suspension. Swing-jack mounting brackets: adjustment 4" max. and 1-5/8" min. Refer to sheet 801-CL for cut-out information.

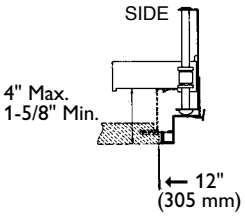

(NEMA M/Z)
Modular and "Z" Spline using concealed mechanical suspension. Swing-jack mounting brackets: adjustment 4" max. and 1-5/8" min.

Photometry

LP3 1x4 2 Lamp T8 8 Cell **Efficiency – 68.1%** **LER – 59** **TER – 54**

Catalog No.	1LP3GS232-18AL-1/2-EB
Test No.	20631
S/MH	1.6
Lamp Type	F32T8
Lumens/Lamp	2850
Ballast Factor	.88
Input Watts	58

Comparative yearly lighting energy cost per 1000 lumens – **$4.07** based on 3000 hrs. and $.08 pwr KWH.

The photometric results were obtained in the Day-Brite laboratory which is NVLAP accredited by the National Institute of Standards and Technology.

Candlepower

Angle	End	45	Cross
0	1532	1532	1532
5	1524	1525	1517
10	1488	1501	1507
15	1441	1464	1488
20	1386	1418	1475
25	1317	1365	1471
30	1242	1324	1512
35	1152	1287	1647
40	1054	1271	1570
45	936	1219	1326
50	803	1053	1287
55	643	810	863
60	410	513	414
65	169	204	234
70	52	66	79
75	21	25	27
80	8	11	12
85	2	4	4

Light Distribution

Degrees	Lumens	% Lamp	% Luminaire
0-30	1196	21.0	30.8
0-40	2034	35.7	52.4
0-60	3624	63.6	93.4
0-90	3880	68.1	100.0

Average Luminance

Angle	End	45°	Cross
45	4810	6264	6814
55	4074	5131	5467
65	1453	1754	2012
75	295	351	379
85	83	167	167

Coefficients of Utilization

EFFECTIVE FLOOR CAVITY REFLECTANCE 20 PER (pfc=0.20)

pcc	80			70			50	
pw	70	50	30	70	50	30	50	30
RCR								
0	81	81	81	79	79	79	76	76
1	76	72	70	73	70	68	68	67
2	69	65	60	68	64	59	60	57
3	64	57	53	63	56	52	55	51
4	58	52	46	57	51	46	48	45
5	54	46	40	53	46	40	44	40
6	50	41	35	48	40	35	40	34
7	46	38	32	45	36	32	35	32
8	42	34	28	41	34	28	33	28
9	40	32	26	40	30	26	30	26
10	38	28	23	36	28	23	28	23

signify

©2019 Signify Holding. All rights reserved. This document may be subject to change. No representation or warranty as to the accuracy or completeness of the information included herein is given and any liability for any action in reliance thereon is disclaimed. All trademarks are owned by Signify Holding or their respective owners.

Signify North America Corporation
200 Franklin Square Drive,
Somerset, NJ 08873
Telephone 855-486-2216

Signify Canada Ltd.
281 Hillmount Road,
Markham, ON, Canada L6C 2S3
Telephone 800-668-9008