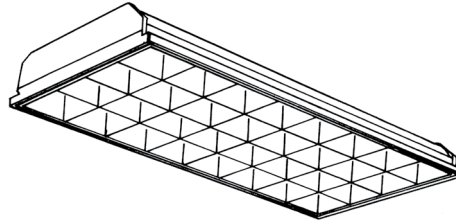


PHILIPS Day-Brite CFI

Recessed

LP3 paralouver 2x4

4 Lamp, T8, T5, or T5HO
24 or 32 cell



Project: _____
 Location: _____
 Cat.No: _____
 Type: _____
 Lamps: _____ Qty: _____
 Notes: _____

The Philips Day-Brite / Philips CFI LP3 paralouver recessed is designed to provide the optimum balance of visual comfort, luminaire efficiency, and low cost.

Ordering guide

Example: 2LP3GA432-46FL-UNV-1/4-EBLHE-LPT835HL

Width	Family	Ceiling Type	Air Function	No. of Lamps (not included)	Lamp Type	Louver Config. (cells wide x cells long)	Louver Finish	Voltage	Options
2	LP3			4					
2 2'	LP3 LP3 paralouver	G Grid F Flange Z Z-Spline/ Modular	A Air supply C Combination (air & heat transfer) H Heat transfer S Static (no air function)	4	28 28WT5 (46") 32 32WT8 (48") 54HO 54WT5HO (46")	46 4x6 48 4x8	AL Semi-specular anodized aluminum low iridescence FL Full specular low iridescence	120 277 347 UNV Universal Voltage 120-277V	1/4 One 4-lamp ballast 2/2 Two 2-lamp ballasts APC Air pattern control blades ASC Snap out air slot covers DWC Deep wireway cover PAF Housing painted after fabrication EB Electronic ballast, <10% THD, std. ballast factor EB10R T8 electronic ballast, program rapid start, <10% THD EBHE T8 electronic ballast, high efficiency, std. ballast factor EBLHE T8 electronic ballast, high efficiency, low ballast factor EBHHE T8 electronic ballast, high efficiency, high ballast factor EBSD T8 electronic step dimming ballast, .88 ballast factor EBD7 Advance Mark 7 dimming ballast, 0-10V (low voltage) control EBDX Advance Mark 10 dimming ballast, phase control EBD Electronic dimming ballast, customer specified E1 B100 emerg. ballast, T8, 350-450 lumens, 120/277V E1CAN B100-CAN emerg. ballast, Canada market, T8, 350-450 lumens, 120/347V E7 B60 emerg. ballast, T8, 600-700 lumens, 120/277V E5 B50 emerg. ballast, U.S. or Canada market, T8, 1100-1400 lumens, UNV ESCAN B50-CAN emerg. ballast, Canada market, T8, 1100-1400 lumens, 120/347V ESST B50ST emerg. ballast w/self test, T8, 1100-1400 lumens, UNV E7LP LP550 emerg. ballast T5/T5HO, 430-700 lumens, 120/277V E6LP LP600 emerg. ballast U.S. or Canada market, T5/T5HO, 750-1325 lumens, 120/277V F1 3/8" flex, 3 wire 18 gauge 6' F2 3/8" flex, 4 wire 18 gauge 6' F2/5W 3/8" flex, 5 wire 18 gauge 6' GLR Fusing, fast blow LPT830 Installed T8/T5/T5HO lamps, 80+ CRI, 3000K LPT835 Installed T8/T5/T5HO lamps, 80+ CRI, 3500K LPT841 Installed T8/T5/T5HO lamps, 80+ CRI, 4100K LPT830HL Installed T8/T5 hi lumen lamps, 80+ CRI, 3000K LPT835HL Installed T8/T5 hi lumen lamps, 80+ CRI, 3500K LPT841HL Installed T8/T5 hi lumen lamps, 80+ CRI, 4100K CHIC Chicago plenum rated

Accessories (order separately)

- FMA24 2'x4' "F" mounting frame for NEMA "F" mounting
- FKDP24 Flange conversion kit 2x4



2LP3 LP3 paralouver recessed 2x4

4 lamp, T8, T5, or T5HO, 24 or 32 cell

Application

- Low-brightness troffer for most ceilings:
 - Grid inverted T (NEMA “G”)
 - Flange-type for concealed mechanical suspension (NEMA “F”)
 - Modular and “Z” spline (NEMA “M/Z”)
- Designed for air supply/return through side slots and/or heat transfer. Select the appropriate catalog no. for air function desired. Air pattern control blades in side slots must be ordered as an option. Air boots by others.
- Excellent visual comfort and inconspicuous appearance.

Construction/Finish

- Housing is multi-stage phosphate treated for maximum corrosion resistance and finish coat is high reflectance baked white enamel.
- Flat black finish inside perimeter reveal for “floating door” appearance.

- Built in grid clips designed for use with standard 1-1/2” high grid ceiling members.
- Standard wireway cover is designed to accommodate small can ballasts. Use of emergency ballasts or specification of ballasts other than generic ballasts may require the use of a larger wireway cover. Deep wireway cover (DWC) accommodates 2-3/8” W x 1-1/2” H ballasts and may be specified when ordering.

Electrical

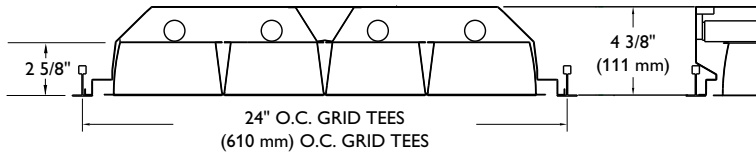
- cULus listed for damp locations.
- Self-contained fluorescent emergency power packs can be incorporated. LP series emergency ballasts are recommended for use with the standard wireway cover. Standard series emergency ballasts may be used with the larger wireway cover.

Enclosure

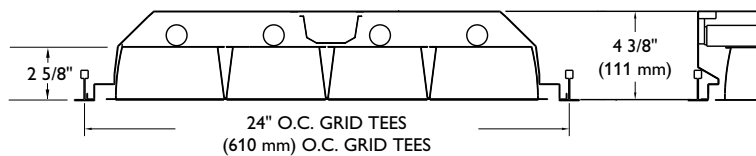
- Parabolic-shaped louvers closely controlled for uniform low-brightness appearance, and interlocked to avoid vibration.

- Choice of semi-specular (AL) or specular (FL) low iridescence anodized aluminum louver finishes.
- 24 Cell: Lengthwise shielding is 19°. Crosswise shielding is 45°.
- 32 Cell: Lengthwise shielding is 25°. Crosswise shielding is 45°.
- Bottom aluminum flange has mitered corners and fits flush with ceiling.
- Can be hinged and latched from either side.
- Shipped with plastic film to keep out construction dirt.
- Guide-post spring loaded latches standard.

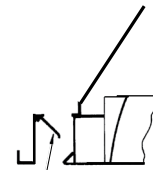
Dimensions



Standard Wireway Cover Shown

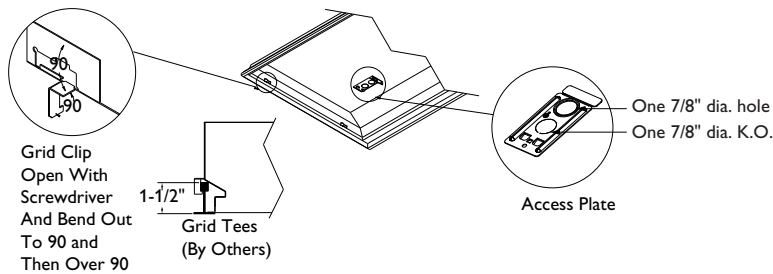


Deep Wireway Cover Shown



Optional Air Pattern Control (on Air and Combination Units)

- Fully adjustable
- Closed= Static
- 45°= Horizontal Air Supply
- 90°= (fully open) – Vertical Air Supply
- Side Slots may also be used for Return Air to Plenum
- Snap-in Air Slot Covers (ASC) also available

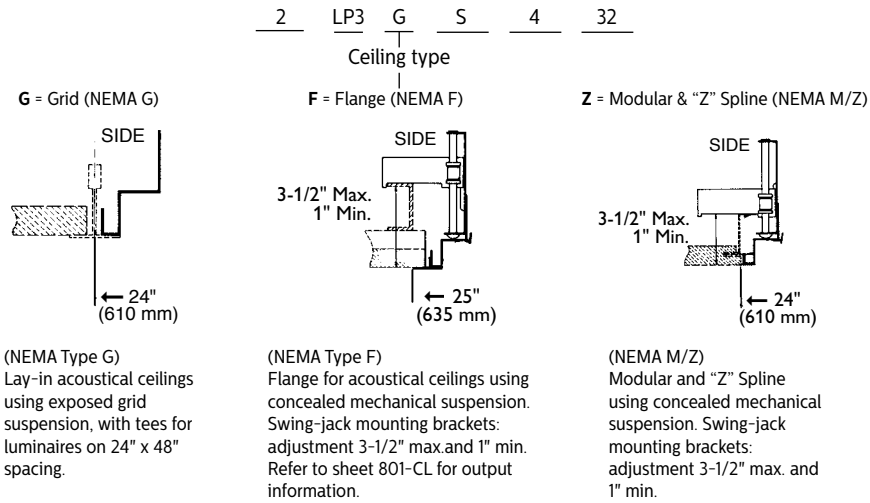


Some luminaires use fluorescent or high intensity discharge (HID) lamps that contain small amounts of mercury. Such lamps are labeled, “Contain Mercury” and/or the symbol “HG”. Lamps that contain mercury must be disposed of in accordance with local requirements. Information regarding lamp recycling and disposal can be found at www.lamprecycle.org

2LP3 LP3 paralouver recessed 2x4

4 lamp, T8, T5, or T5HO, 24 or 32 cell

Ceiling configuration



Photometry

LP3 2x4 4 Lamp T8 24 Cell

Efficiency – 75.2%

LER – 64

TER – 59

Catalog No.	2LP3GS432-46FL-1/4-EB	Candlepower				Light Distribution				Average Luminance					
		Angle	End	45	Cross	Degrees	Lumens	% Lamp	% Luminaire	Angle	End	45'	Cross		
Test No.	20856	0	3287	3287	3287	0-30	2832	24.8	33.0	45	5045	6584	4258		
S/MH	1.5	5	3300	3303	3295	0-40	4895	42.9	57.1	55	4607	3774	4052		
Lamp Type	F32T8	10	3252	3328	3358	0-60	8147	71.5	95.0	65	2331	1536	116		
Lumens/Lamp	2850	15	3167	3330	3464	0-90	8578	75.2	100.0	75	63	57	38		
Ballast Factor	0.88	20	3057	3348	3635					85	56	37	19		
Input Watts	118	25	2927	3395	3846	Coefficients of Utilization									
		30	2776	3438	4097	EFFECTIVE FLOOR CAVITY REFLECTANCE 20 PER (pfc=0.20)									
		35	2598	3514	3737	pcc	80			70			50		
		40	2399	3389	2800	pw	70	50	30	70	50	30	50	30	
		45	2187	2854	1846	RCR									
		50	1922	2078	1513	0	90	90	90	86	86	86	83	83	
		55	1620	1327	1425	1	83	81	79	81	79	77	76	73	
		60	1236	884	786	2	78	71	68	76	70	67	68	65	
		65	604	398	30	3	71	65	59	69	64	58	61	56	
		70	68	23	12	4	66	57	52	64	56	52	55	51	
		75	10	9	6	5	60	52	46	58	52	46	50	45	
		80	6	5	3	6	56	46	40	55	46	40	45	40	
		85	3	2	1	7	52	42	36	51	41	36	40	35	
						8	48	39	33	47	39	33	38	33	
						9	46	35	29	45	35	29	34	29	
						10	42	33	28	41	33	27	32	27	
Comparative yearly lighting energy cost per 1000 lumens – \$3.75 based on 3000 hrs. and \$.08 pwr KWH.															
The photometric results were obtained in the Philips Day-Brite laboratory which is NVLAP accredited by the National Institute of Standards and Technology.															

LP3 2x4 4 Lamp T8 24 Cell

Efficiency – 70.3%

LER – 60

TER – 55

Catalog No.	2LP3GS432-46AL-1/4-EB	Candlepower				Light Distribution				Average Luminance					
		Angle	End	45	Cross	Degrees	Lumens	% Lamp	% Luminaire	Angle	End	45'	Cross		
Test No.	20858	0	3231	3231	3231	0-30	2712	23.8	33.8	45	4971	5502	4360		
S/MH	1.5	5	3235	3232	3235	0-40	4585	40.2	57.2	55	4451	3575	3680		
Lamp Type	F32T8	10	3181	3240	3293	0-60	7509	65.9	93.6	65	2381	1617	729		
Lumens/Lamp	2850	15	3099	3234	3368	0-90	8018	70.3	100.0	75	340	303	221		
Ballast Factor	0.88	20	2999	3220	3471					85	168	150	94		
Input Watts	118	25	2880	3205	3575	Coefficients of Utilization									
		30	2736	3175	3664	EFFECTIVE FLOOR CAVITY REFLECTANCE 20 PER (pfc=0.20)									
		35	2568	3082	3343	pcc	80			70			50		
		40	2373	2848	2658	pw	70	50	30	70	50	30	50	30	
		45	2155	2385	1890	RCR									
		50	1886	1801	1511	0	83	83	83	81	81	81	78	78	
		55	1565	1257	1294	1	78	76	72	76	73	71	70	68	
		60	1160	838	785	2	71	68	64	70	66	63	64	60	
		65	617	419	189	3	67	59	56	65	58	55	56	54	
		70	163	122	78	4	61	54	48	59	53	47	52	46	
		75	54	48	35	5	56	48	42	56	47	42	46	41	
		80	25	21	16	6	53	44	39	52	44	38	41	38	
		85	9	8	5	7	48	40	34	47	40	34	39	34	
						8	46	36	30	45	35	30	34	30	
						9	42	34	28	41	33	28	33	28	
						10	40	30	26	39	30	26	29	26	
Comparative yearly lighting energy cost per 1000 lumens – \$4.00 based on 3000 hrs. and \$.08 pwr KWH.															
The photometric results were obtained in the Philips Day-Brite laboratory which is NVLAP accredited by the National Institute of Standards and Technology.															

2LP3 LP3 paralouver recessed 2x4

4 lamp, T8, T5, or T5HO, 24 or 32 cell

LP3 2x4 4 Lamp T8 32 Cell

Efficiency – 72.7%

LER – 62

TER – 58

		Candlepower				Light Distribution				Average Luminance				
		Angle	End	45	Cross	Degrees	Lumens	% Lamp	% Luminaire	Angle	End	45°	Cross	
Catalog No.	2LP3GS432-48FL-1/4-EB	0	3322	3322	3322	0-30	2848	25.0	34.3	45	5003	6360	4136	
Test No.	20850	5	3328	3342	3331	0-40	4913	43.1	59.2	55	4385	3688	3927	
S/MH	1.5	10	3271	3349	3392	0-60	8060	70.7	97.2	65	205	695	112	
Lamp Type	F32T8	15	3179	3354	3496	0-90	8293	72.7	100.0	75	38	38	32	
Lumens/Lamp	2850	20	3065	3369	3651					85	56	37	37	
Ballast Factor	0.88	25	2933	3397	3866	Coefficients of Utilization								
Input Watts	117	30	2785	3460	4143	EFFECTIVE FLOOR CAVITY REFLECTANCE 20 PER (pfc=0.20)								
Comparative yearly lighting energy cost per 1000 lumens – \$3.87 based on 3000 hrs. and \$.08 pwr KWH. The photometric results were obtained in the Philips Day-Brite laboratory which is NVLAP accredited by the National Institute of Standards and Technology.		35	2602	3505	3756	pcc	80			70			50	
		40	2409	3366	2782	pw	70	50	30	70	50	30	50	30
		45	2169	2757	1793	RCR								
		50	1881	1970	1609	0	86	86	86	84	84	84	81	81
		55	1542	1297	1381	1	81	79	76	79	77	75	73	71
		60	963	768	863	2	75	70	67	73	68	66	67	64
		65	53	180	29	3	69	63	57	68	61	57	59	56
		70	11	13	11	4	64	56	51	63	56	51	54	50
		75	6	6	5	5	59	51	46	57	51	45	48	44
		80	4	4	3	6	55	46	40	54	46	40	45	40
		85	3	2	2	7	51	41	36	50	41	35	40	35
				8	47	39	33	46	38	33	36	32		
				9	45	35	29	44	34	29	34	28		
				10	41	33	27	40	32	27	32	27		

LP3 2x4 4 Lamp T8 32 Cell

Efficiency – 67.8%

LER – 57

TER – 53

		Candlepower				Light Distribution				Average Luminance				
		Angle	End	45	Cross	Degrees	Lumens	% Lamp	% Luminaire	Angle	End	45°	Cross	
Catalog No.	2LP3GS432-48AL-1/4-EB	0	3275	3275	3275	0-30	2733	24.0	35.3	45	4886	5241	4157	
Test No.	20852	5	3283	3276	3268	0-40	4578	40.2	59.2	55	4098	3336	3737	
S/MH	1.5	10	3226	3276	3324	0-60	7357	64.5	95.2	65	922	1150	826	
Lamp Type	F32T8	15	3127	3266	3401	0-90	7732	67.8	100.0	75	271	277	258	
Lumens/Lamp	2850	20	3019	3248	3509					85	112	112	94	
Ballast Factor	0.88	25	2895	3226	3616	Coefficients of Utilization								
Input Watts	119	30	2749	3185	3624	EFFECTIVE FLOOR CAVITY REFLECTANCE 20 PER (pfc=0.20)								
Comparative yearly lighting energy cost per 1000 lumens – \$4.21 based on 3000 hrs. and \$.08 pwr KWH. The photometric results were obtained in the Philips Day-Brite laboratory which is NVLAP accredited by the National Institute of Standards and Technology.		35	2575	3064	3230	pcc	80			70			50	
		40	2374	2767	2523	pw	70	50	30	70	50	30	50	30
		45	2118	2272	1802	RCR								
		50	1815	1675	1545	0	81	81	81	79	79	79	75	75
		55	1441	1173	1314	1	76	72	70	73	71	69	68	67
		60	875	734	776	2	69	66	61	68	64	60	61	58
		65	239	298	214	3	65	58	54	63	57	54	56	52
		70	93	89	89	4	59	53	47	57	52	46	50	46
		75	43	44	41	5	55	47	41	54	46	41	46	40
		80	20	20	18	6	51	42	38	50	42	38	41	36
		85	6	6	5	7	47	39	34	46	39	34	38	33
				8	45	35	30	44	35	30	34	29		
				9	41	33	28	40	33	28	32	28		
				10	39	30	26	38	29	26	29	25		

© 2015 Koninklijke Philips N.V. All rights reserved.
 Philips reserves the right to make changes in specifications and/or to discontinue any product at any time without notice or obligation and will not be liable for any consequences resulting from the use of this publication.
philips.com/luminaires



Philips Lighting, North America Corporation
 200 Franklin Square Drive, Somerset, NJ 08873
 Tel. 855-486-2216

Philips Lighting Canada Ltd.
 A division of Philips Electronics Ltd.
 281 Hillmount Rd, Markham, ON, Canada L6C 2S3
 Tel. 800-668-9008