

Type No. _____

Catalog No. _____

Job. Name _____

Constar II Series

22" Prismatic Acrylic Refractor Luminaire Remote/Surface Ballast

APPLICATIONS

- Malls, Retail Outlets, Home Centers, Supermarkets, Libraries, Car Showrooms, Schools, Lobbies, Manufacturing, Cafeteriums, Auditoriums.

CONSTRUCTION

- SB (Surface Ballast) housing is precision die-cast aluminum.
- RB (Remote Ballast) provided with electronic ballast and ballast enclosure.
- Exposed components standard in Duraplex II white polyester powder coated finish.
- Optional designer finishes available. (Consult factory)

OPTICS

- Lightweight UV stabilized injection molded prismatic refractor.
- Direct/indirect distributions provide excellent uniformity ratios.
- Indirect component eliminates ceiling "cave effect".

ELECTRICAL

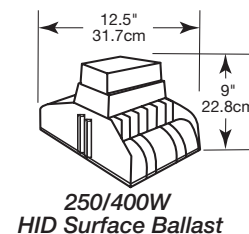
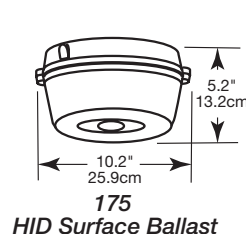
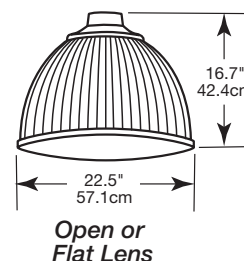
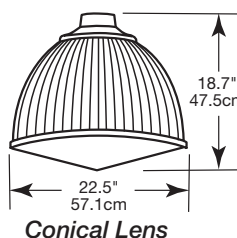
- HID ballasts are HPF CWA.
- Porcelain spring-loaded 4KV pulse rated HID socket- mogul base.
- RB units include internal thermal protection.
- Rated for 35°C ambient.
- All metal halide fixtures are pulse start with open-rated sockets.

MOUNTING

- Consult factory for stems over 48"
- Rigid 1" stems up to 48" or coiled cord/aircraft cable.
- 35° swivel ball hanger (not for use outdoors) and finishing canopy.

WARRANTY/LISTINGS

- UL 1598 listed for damp locations.
- Published five year limited warranty.



Ordering Guide Example: RBC22175PMAOR12WHT-6

RB	C	22	175	PMAOR	12	WHT	—	6

Ballast	Lens	Refractor	Wattage	Source	Stem/Finish	Options	Voltage
RB=Remote Ballast ¹	C=Conical D=Drop	22	175 (E/BT28) ⁶ 250 (E/BT28) ⁴ 400 (E/BT37) ⁵	PMAOR/EMAOR ⁷	12 24 36 48	WHT=White See page 2 for additional options	1=120 4=277 6=120/277 8=120-277 11=200-277
SB=Surface Ballast ¹	E=Flat Glass G=Open		300 (PS)	IN			
NB=No Ballast							

¹ Consult factory for Lamp to Ballast distance.

² Consult factory for High Pressure Sodium.

³ Remote 250/400w must be EMA.

⁴ Must be -8 voltage.

⁵ Must be -11 voltage.

⁶ Not available with "RB".

⁷ Fixture must use open-rated lamps.

Exceline

1611 Clovis R. Barker Road • San Marcos, TX 78666
800.545.1326 • 512.392.5821 • Fax: 512.753.1122 • www.exceline.com

PT#: EXSP0103A0812

Product information is subject to change without notice

PHILIPS

Constar II Series

22" Prismatic Acrylic Refractor Luminaire Remote/Surface Ballast

Constar II Options

Options are factory installed. Order as suffix prior to voltage.

DESIGNER FINISHES

Consult factory.

FUSING FOR BALLAST PROTECTION - Specify voltage

- F** Fusing for 120/277V.
G Fusing for 208/240/480V.

TIME DELAY QUARTZ RESTRIKE

- Q** Auxiliary lamp switches on during both hot and cold start conditions and remains on until the primary HID lamp reaches 70% of its design output. Socket rated for 250W quartz lamp. 75W catalog number Q75T4. (CEW#JD75W/BD) Restrike lamp cannot exceed the primary lamp wattage. 75W max.

COIL/CORD SET:

18/3 SJTW CORD AND 1/16" AIRCRAFT CABLE WITH 5" CANOPY

- C4'** 4' cord/cable set for field installation.
C10' 10' cord/cable set for field installation.

STRAIGHT CORD SET:

18/3 SVT CORD WITH 1/16" AIRCRAFT CABLE WITH 5" CANOPY

- SC'** 48" white cord/cable kit for field installation.

NOTES:


1) Not available with compact fluorescent units.

Constar II Accessories

Accessories are field installed. Order as separate part number.

WIREGUARDS


- WG220** For open units. (22")
WG22E For enclosed units-flat or conical lens only. (22")



CORD SET: 16/3 SOWA CORD FOR FIELD INSTALLATION WITH DIE CAST ALUMINUM LOOP OR HOOK - Specify voltage

3CP15-(VOLTAGE)¹ Field installed 715 open hook with 3' of 16/3 cord and heavy duty 15A NEMA twist lock plug.

3CP-(VOLTAGE)¹ Field installed 715 open hook with 3' of 16/3 cord and heavy duty 20A NEMA twist lock plug.



3CP15L-(VOLTAGE)¹

3CPL-(VOLTAGE)¹

Field installed 714 closed loop with 3' of 16/3 cord and heavy duty 15A NEMA twist lock plug.

Field installed 714 closed loop with 3' of 16/3 cord and heavy duty 20A NEMA twist lock plug.

3C'

3CP15LH-(VOLTAGE)¹

3CPLH-(VOLTAGE)¹

Field installed 3' of 14/3 cord. No hook, LOOP OR PLUG included.

Field installed 3' of 16/3 cord and heavy duty 15A NEMA twist lock plug. No hook or loop included.

Field installed 3' of 16/3 cord and heavy duty 20A NEMA twist lock plug. No hook or loop included.

NOTES:

1) Only available with 'SB' Surface Ballast units.

ExceLine

1611 Clovis R. Barker Road • San Marcos, TX 78666
800.545.1326 • 512.392.5821 • Fax: 512.753.1122 • www.exceline.com

PT#: EXSP0103A0812

Product information is subject to change without notice

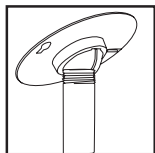
PHILIPS

Constar II Series

22" Prismatic Acrylic Refractor Luminaire Remote/Surface Ballast

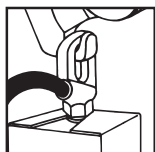
Constar II Accessories (continued)

Accessories are field installed. Order as separate part number.




HANG STRAIGHT PLATE

718S¹ Die cast aluminum plate with 35° swivel for indoor sloped ceiling applications. (3/4" threads)
(No accommodation for canopy plate)




MOUNTING LOOPS AND HOOKS FOR LUMINAIRE SUSPENSION

714S¹ Closed cast aluminum loop. Must be used with 713/733 power hooks.



715NEW¹ Open cast aluminum hook with safety screw.




POWER HOOK - UNIVERSAL MOUNT (20 amp)

713-(VOLTAGE)¹ Heavy duty 20 amp twist lock receptacle with required NEMA configuration for specified voltage. Large access opening with cover for faster, roomier splicing. Two reinforced outside lugs for surface mounting and 1 top and 2 side holes tapped for 3/4"-14 NPS for in and out thru wiring or stem mounting.

Must be used in conjunction with 714 CLOSED LOOP(not included). For use with "I" option or 3CPL-VOLTAGE (20A) field installed accessory. Specify voltage: 1=120V, 2=208V, 3=240V, 4=277V, 5=480V.

713S-(VOLTAGE)¹ Heavy duty 20 amp twist lock receptacle with required NEMA configuration for specified voltage. Large access opening with cover for faster, roomier splicing. Two reinforced outside lugs for surface mounting and 1 top and 2 side holes tapped for 3/4"-14 NPS for in and out thru wiring or stem mounting.


Must be used in conjunction with 714 CLOSED LOOP(included). For use with 3CPLH-VOLTAGE (20A) field installed accessory. Specify voltage: 1=120V, 2=208V, 3=240V, 4=277V, 5=480V.



UNIVERSAL POWER HOOK (15 amp)

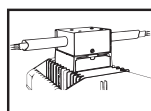
733-(VOLTAGE)¹ Heavy duty 15 amp twist lock receptacle with required NEMA configuration for specified voltage. Large access opening with cover for faster, roomier splicing. Two reinforced outside lugs for surface mounting and 1 top and 2 side holes tapped for 3/4"-14 NPS for in and out thru wiring or stem mounting. Must be used in conjunction with 714 CLOSED LOOP(not included). For use with "H" option or 3CP15L-VOLTAGE (15A) field installed accessory. Specify voltage: 1=120V, 2=208V, 3=240V, 4=277V.

733S-(VOLTAGE)¹ Heavy duty 15 amp twist lock receptacle with required NEMA configuration for specified voltage. Large access opening with cover for faster, roomier splicing. Two reinforced outside lugs for surface mounting and 1 top and 2 side holes tapped for 3/4"-14 NPS for in and out thru wiring or stem mounting. Must be used in conjunction with 714 CLOSED LOOP(included). For use with 3CP15LH-VOLTAGE (15A) field installed accessory. Specify voltage: 1=120V, 2=208V, 3=240V, 4=277V.



SAFETY CHAIN

717S¹ 48" stainless steel chain complete with hardware for securing ballast housing to building structure.



THROUGH WIRE BOX

TWB¹ Heavy gauge galvanized steel with 1/2" and 3/4" KO's for direct ceiling mounting. Not for use with BILEVEL "Z" option.

NOTES:

1) Only available with 'SB' Surface Ballast units.

Exceline

1611 Clovis R. Barker Road • San Marcos, TX 78666
800.545.1326 • 512.392.5821 • Fax: 512.753.1122 • www.exceline.com

PT#: EXSP0103A0812

Product information is subject to change without notice

PHILIPS