

Type No. _____

Catalog No. _____

Job. Name _____

Constar Mini Series

16" Acrylic Refractor SoftBay Luminaire

APPLICATIONS

- Retail Stores, Supermarkets, Car Showrooms, Schools, Lobbies, Libraries, Commercial Offices.

CONSTRUCTION

- Ballast housing is precision die-cast aluminum.
- Corrosion resistant Duraplex II white polyester powder coated finish standard.
- Optional designer finishes available. (Consult factory)

OPTICS

- Lightweight 16" refractor is injection molded from high impact, UV stabilized acrylic.
- Uplight component gives fill light on ceiling surfaces.
- Available open, flat acrylic, conical or drop lens.
- Shielded optics meet UL 1598 lamp rupture containment specifications.

ELECTRICAL

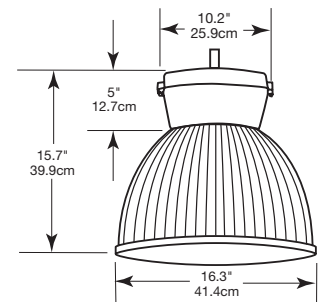
- Porcelain spring-loaded 4KV pulse rated socket-medium base.
- HPF ballasts supplied for HID luminaires.
- Electronic HPF ballasts for PLT luminaires.
- Pendant mount rated for 35°C ambient, surface mount rated for 25°C ambient.
- All metal halide fixtures are pulse start with open-rated sockets.

MOUNTING

- Lightweight hanger plate has threaded hub which attaches to standard 3/4" conduit or ExceLine hooks or hook cord and plug sets.
- Optional stem kit (DBKIT) for 3/4" ExceLine tube stems.

WARRANTY/LISTINGS

- UL 1598 listed for damp locations.
- Published five year limited warranty.



WARNING: Pulse Start Metal Halide lamps are rated for shielded or enclosed fixtures only. Specific lamps can be utilized in open fixtures and require an open rated socket ("OR" option). Consult lamp manufacturers for details.

Ordering Guide Example: DBC16442HFWHT-8

<div>DB</div>	<div>C</div>	<div>16</div>	<div>442</div>	<div>HF</div>	<div>WHT</div>	<div></div>	<div>8</div>
<div></div>	<div></div>	<div></div>	<div></div>	<div></div>	<div></div>	<div></div>	<div></div>
Ballast	Lens	Refractor	Wattage	Source	Finish	Options	Voltage
DB=Decorative Ballast	C=Conical D=Drop E=Flat G=Open	16	70 (E/ED17) 100 (E/ED17) 150 (E/ED17) ¹ 175 (E/ED17) ¹	MAOR (Magnetic) ³ EMAOR (Electronic) ³	WHT=White	See page 2	1=120 4=277 6=120/277 8=120-277
			70 (E/BD17) 100 (E/BD17) 150 (E/BD17)	LX			
			1/2/3/4-26 (PLT) 1/2/3/4-32 (PLT) 1/2/3/4-42 (PLT)	HF			

¹ 150/175w must be EMA.

² For use in 25°C (77°F) maximum ambient.

³ All MA/EMA must use open-rated lamps.

ExceLine

1611 Clovis R. Barker Road • San Marcos, TX 78666
800.545.1326 • 512.392.5821 • Fax: 512.753.1122 • www.exceline.com

PT#: EXSP0105A0812

Product information is subject to change without notice

PHILIPS

Constar Mini Series

16" Acrylic Refractor SoftBay Luminaire

Constar Options

Options are factory installed. Order as suffix prior to voltage.

DESIGNER FINISHES

Consult factory.

FUSING FOR BALLAST PROTECTION - Specify voltage

- F** Fusing for 120/277V.
G Fusing for 208/240/480V.

TIME DELAY QUARTZ RESTRIKE

- Q** Auxiliary lamp switches on during both hot and cold start conditions and remains on until the primary HID lamp reaches 70% of its design output. Socket rated for 250W quartz lamp. 75W catalog number Q75T4. (CEW#JD75W/BD) Restrike lamp cannot exceed the primary lamp wattage. 75W max.

COIL/CORD SET:

18/3 SJTW CORD AND 1/16" AIRCRAFT CABLE WITH 5" CANOPY

- C4** 4' cord/cable set for field installation.

STRAIGHT CORD SET:

18/3 SVT CORD WITH 1/16" AIRCRAFT CABLE WITH 5" CANOPY

- SC** 48" white cord/cable kit for field installation.

DIMMING:

- DIM** Optional dimming. Available with Compact Fluorescent and EMA units only.


Constar Mini Accessories

Accessories are field installed. Order as separate part number.

- DB STEM KIT** Only for use with ExceLine tube stems. STEMXXWHT3/4. DB Fixtures come standard with 3/4" threaded top for standard stems.

WIREGUARDS

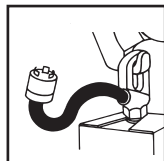
- WG160** For open units. (16")



CORD SET: 16/3 SOWA CORD FOR FIELD INSTALLATION WITH DIE CAST ALUMINUM LOOP OR HOOK - Specify voltage

3CP15L-(VOLTAGE) Field installed 715 open hook with 3' of 16/3 cord and heavy duty 15A NEMA twist lock plug.

3CP-(VOLTAGE) Field installed 715 open hook with 3' of 16/3 cord and heavy duty 20A NEMA twist lock plug.



3CP15L-(VOLTAGE)

3CPL-(VOLTAGE)

Field installed 714 closed loop with 3' of 16/3 cord and heavy duty 15A NEMA twist lock plug.

Field installed 714 closed loop with 3' of 16/3 cord and heavy duty 20A NEMA twist lock plug.

3C

3CP15LH-(VOLTAGE)

3CPLH-(VOLTAGE)

Field installed 3' of 14/3 cord. No hook, LOOP OR PLUG included.

Field installed 3' of 16/3 cord and heavy duty 15A NEMA twist lock plug. No hook or loop included.

Field installed 3' of 16/3 cord and heavy duty 20A NEMA twist lock plug. No hook or loop included.

ExceLine

1611 Clovis R. Barker Road • San Marcos, TX 78666
800.545.1326 • 512.392.5821 • Fax: 512.753.1122 • www.exceline.com

PT#: EXSP0105A0812

Product information is subject to change without notice

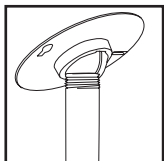
PHILIPS

Constar Mini Series

16" Acrylic Refractor SoftBay Luminaire

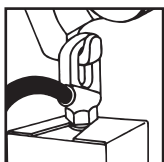
Constar Mini Accessories (Continued)

Accessories are field installed. Order as separate part number.




HANG STRAIGHT PLATE

718S Die cast aluminum plate with 35° swivel for indoor sloped ceiling applications. (3/4" threads)
(No accommodation for canopy plate)




MOUNTING LOOPS AND HOOKS FOR LUMINAIRE SUSPENSION

714S Closed cast aluminum loop. Must be used with 713/733 power hooks.



715NEW Open cast aluminum hook with safety screw.




POWER HOOK - UNIVERSAL MOUNT (20 amp)

713-(VOLTAGE) Heavy duty 20 amp twist lock receptacle with required NEMA configuration for specified voltage. Large access opening with cover for faster, roomier splicing. Two reinforced outside lugs for surface mounting and 1 top and 2 side holes tapped for 3/4"-14 NPS for in and out thru wiring or stem mounting.

Must be used in conjunction with 714 CLOSED LOOP(not included). For use with "I" option or 3CPL-VOLTAGE (20A) field installed accessory. Specify voltage: 1=120V, 2=208V, 3=240V, 4=277V, 5=480V.

713S-(VOLTAGE) Heavy duty 20 amp twist lock receptacle with required NEMA configuration for specified voltage. Large access opening with cover for faster, roomier splicing. Two reinforced outside lugs for surface mounting and 1 top and 2 side holes tapped for 3/4"-14 NPS for in and out thru wiring or stem mounting.


Must be used in conjunction with 714 CLOSED LOOP(included). For use with 3CPLH-VOLTAGE (20A) field installed accessory. Specify voltage: 1=120V, 2=208V, 3=240V, 4=277V, 5=480V.



UNIVERSAL POWER HOOK (15 amp)

733-(VOLTAGE) Heavy duty 15 amp twist lock receptacle with required NEMA configuration for specified voltage. Large access opening with cover for faster, roomier splicing. Two reinforced outside lugs for surface mounting and 1 top and 2 side holes tapped for 3/4"-14 NPS for in and out thru wiring or stem mounting. Must be used in conjunction with 714 CLOSED LOOP(not included). For use with "H" option or 3CP15L-VOLTAGE (15A) field installed accessory. Specify voltage: 1=120V, 2=208V, 3=240V, 4=277V.

733S-(VOLTAGE) Heavy duty 15 amp twist lock receptacle with required NEMA configuration for specified voltage. Large access opening with cover for faster, roomier splicing. Two reinforced outside lugs for surface mounting and 1 top and 2 side holes tapped for 3/4"-14 NPS for in and out thru wiring or stem mounting. Must be used in conjunction with 714 CLOSED LOOP(included). For use with 3CP15LH-VOLTAGE (15A) field installed accessory. Specify voltage: 1=120V, 2=208V, 3=240V, 4=277V.



SAFETY CHAIN

717S 48" stainless steel chain complete with hardware for securing ballast housing to building structure.

Exceline

1611 Clovis R. Barker Road • San Marcos, TX 78666
800.545.1326 • 512.392.5821 • Fax: 512.753.1122 • www.exceline.com

PT#: EXSP0105A0812

Product information is subject to change without notice

PHILIPS