

Type No. \_\_\_\_\_

Catalog No. \_\_\_\_\_

Job. Name \_\_\_\_\_

# Constar V Series

## 25" Prismatic Acrylic Refractor Luminaire Remote/Surface Ballast

### APPLICATIONS

- Malls, Retail Outlets, Home Centers, Supermarkets, Libraries, Car Showrooms, Schools, Lobbies, Manufacturing, Cafeteriums, Auditoriums.

### CONSTRUCTION

- SB (Surface Ballast) housing is precision die-cast aluminum.
- RB (Remote Ballast) provided with electronic ballast and ballast enclosure.
- Exposed components standard in Duraplex II white polyester powder coated finish.
- Optional designer finishes available. (Consult factory)

### OPTICS

- Lightweight UV stabilized injection molded prismatic refractor.
- Direct/indirect distributions provide excellent uniformity ratios.
- Indirect component eliminates ceiling "cave effect".

### ELECTRICAL

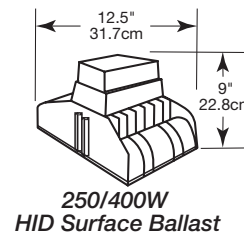
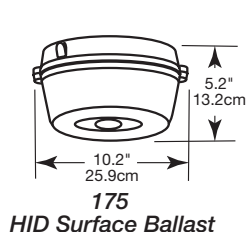
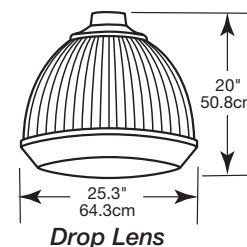
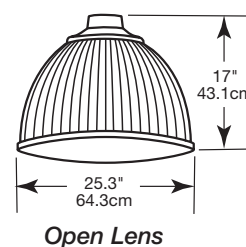
- HID ballasts are HPF CWA.
- Porcelain spring-loaded 4KV pulse rated HID socket- mogul base.
- HID ballasts: SB supplied 8(120-277) volt.
- RB units include internal thermal protection.
- Rated for 35°C ambient.
- All metal halide fixtures are pulse start with open-rated sockets.

### MOUNTING

- Consult factory for stems over 48"
- Rigid 1" stems up to 48" or coiled cord/aircraft cable.
- 35° swivel ball hanger (not for use outdoors) and finishing canopy.

### WARRANTY/LISTINGS

- UL 1598 listed for damp locations.
- Published five year limited warranty.



### Ordering Guide Example: SBA25175PMAOR12WHT-8

SB	A	25	175	PMAOR	12	WHT	—	8

Ballast	Lens	Refractor	Wattage	Source	Stem/Finish	Options	Voltage
RB=Remote Ballast <sup>1</sup>	A=Aisle drop D=Drop	25	175 (E/BT28) <sup>5</sup> 250 (E/BT28) 400 (E/BT37) <sup>3,4</sup>	PMAOR/EMAOR <sup>6</sup>	12 24 36 48	WHT=White  See page 2 for additional options	1=120 4=277 6=120/277 8=120-277 11=200-277
SB=Surface Ballast <sup>1</sup>	G=Open		500 (PS)	IN			
NB=No Ballast							

<sup>1</sup> Consult factory for Lamp to Ballast distance.

<sup>2</sup> Consult factory for High Pressure Sodium.

<sup>3</sup> "RB" must be EMA.

<sup>4</sup> "RB" is -11 voltage.

<sup>5</sup> Not available with "RB".

<sup>6</sup> Fixtures must use open-rated lamps.

WARNING: Pulse Start Metal Halide lamps are rated for shielded or enclosed fixtures only. Specific lamps can be utilized in open fixtures and require an open rated socket ("OR" option). Consult lamp manufacturers for details.

## Exceline

1611 Clovis R. Barker Road • San Marcos, TX 78666  
800.545.1326 • 512.392.5821 • Fax: 512.753.1122 • www.exceline.com

PT#: EXSP0106A0812

Product information is subject to change without notice

# PHILIPS

# Constar V Series

## 25" Prismatic Acrylic Refractor Luminaire Remote/Surface Ballast

### Constar V Options

Options are factory installed. Order as suffix prior to voltage.

#### DESIGNER FINISHES

Consult factory.

#### FUSING FOR BALLAST PROTECTION - Specify voltage

- F** Fusing for 120/277V.  
**G** Fusing for 208/240/480V.

#### TIME DELAY QUARTZ RESTRIKE

- Q** Auxiliary lamp switches on during both hot and cold start conditions and remains on until the primary HID lamp reaches 70% of its design output. Socket rated for 250W quartz lamp. 75W catalog number Q75T4. (CEW#JD75W/BD) Restrike lamp cannot exceed the primary lamp wattage. 150W max.

#### COIL/CORD SET:

18/3 SJTW CORD AND 1/16" AIRCRAFT CABLE WITH 5" CANOPY

- C4'** 4' cord/cable set for field installation.  
**C10'** 10' cord/cable set for field installation.

#### STRAIGHT CORD SET:

18/3 SVT CORD WITH 1/16" AIRCRAFT CABLE WITH 5" CANOPY


- SC'** 48" white cord/cable kit for field installation.

#### NOTES:


1) Not available with compact fluorescent units.

### Constar V Accessories

Accessories are field installed. Order as separate part number.



**CORD SET: 16/3 SOWA CORD FOR FIELD INSTALLATION WITH DIE CAST ALUMINUM LOOP OR HOOK - Specify voltage**  
**3CP15-(VOLTAGE)**<sup>1</sup> Field installed 715 open hook with 3' of 16/3 cord and heavy duty 15A NEMA twist lock plug.  
**3CP-(VOLTAGE)**<sup>1</sup> Field installed 715 open hook with 3' of 16/3 cord and heavy duty 20A NEMA twist lock plug.



**3CP15L-(VOLTAGE)**<sup>1</sup>  
**3CPL-(VOLTAGE)**<sup>1</sup>

Field installed 714 closed loop with 3' of 16/3 cord and heavy duty 15A NEMA twist lock plug.  
Field installed 714 closed loop with 3' of 16/3 cord and heavy duty 20A NEMA twist lock plug.

**3C'**  
**3CP15LH-(VOLTAGE)**<sup>1</sup>  
**3CPLH-(VOLTAGE)**<sup>1</sup>

Field installed 3' of 14/3 cord. No hook, LOOP OR PLUG included.  
Field installed 3' of 16/3 cord and heavy duty 15A NEMA twist lock plug. No hook or loop included.  
Field installed 3' of 16/3 cord and heavy duty 20A NEMA twist lock plug. No hook or loop included.

#### NOTES:

1) Only available with 'SB' Surface Ballast units.

## Exceline

1611 Clovis R. Barker Road • San Marcos, TX 78666  
800.545.1326 • 512.392.5821 • Fax: 512.753.1122 • [www.exceline.com](http://www.exceline.com)

PT#: EXSP0106A0812

Product information is subject to change without notice

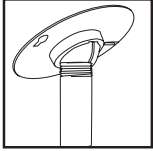
# PHILIPS

# Constar V Series

## 25" Prismatic Acrylic Refractor Luminaire Remote/Surface Ballast

### Constar V Accessories (continued)

Accessories are field installed. Order as separate part number.



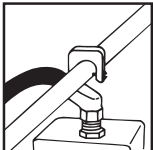
#### HANG STRAIGHT PLATE

**718S<sup>1</sup>** Die cast aluminum plate with 35° swivel for indoor sloped ceiling applications. (3/4" threads)  
(No accommodation for canopy plate)




#### MOUNTING LOOPS AND HOOKS FOR LUMINAIRE SUSPENSION

**714S<sup>1</sup>** Closed cast aluminum loop. Must be used with 713/733 power hooks.



**715NEW<sup>1</sup>** Open cast aluminum hook with safety screw.




#### POWER HOOK - UNIVERSAL MOUNT (20 amp)

**713-(VOLTAGE)<sup>1</sup>** Heavy duty 20 amp twist lock receptacle with required NEMA configuration for specified voltage. Large access opening with cover for faster, roomier splicing. Two reinforced outside lugs for surface mounting and 1 top and 2 side holes tapped for 3/4"-14 NPS for in and out thru wiring or stem mounting.

Must be used in conjunction with 714 CLOSED LOOP(not included). For use with "I" option or 3CPL-VOLTAGE (20A) field installed accessory. Specify voltage: 1=120V, 2=208V, 3=240V, 4=277V, 5=480V.

**713S-(VOLTAGE)<sup>1</sup>** Heavy duty 20 amp twist lock receptacle with required NEMA configuration for specified voltage. Large access opening with cover for faster, roomier splicing. Two reinforced outside lugs for surface mounting and 1 top and 2 side holes tapped for 3/4"-14 NPS for in and out thru wiring or stem mounting.


Must be used in conjunction with 714 CLOSED LOOP(included). For use with 3CPLH-VOLTAGE (20A) field installed accessory. Specify voltage: 1=120V, 2=208V, 3=240V, 4=277V, 5=480V.



#### UNIVERSAL POWER HOOK (15 amp)

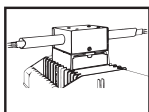
**733-(VOLTAGE)<sup>1</sup>** Heavy duty 15 amp twist lock receptacle with required NEMA configuration for specified voltage. Large access opening with cover for faster, roomier splicing. Two reinforced outside lugs for surface mounting and 1 top and 2 side holes tapped for 3/4"-14 NPS for in and out thru wiring or stem mounting. Must be used in conjunction with 714 CLOSED LOOP(not included). For use with "H" option or 3CP15L-VOLTAGE (15A) field installed accessory. Specify voltage: 1=120V, 2=208V, 3=240V, 4=277V.

**733S-(VOLTAGE)<sup>1</sup>** Heavy duty 15 amp twist lock receptacle with required NEMA configuration for specified voltage. Large access opening with cover for faster, roomier splicing. Two reinforced outside lugs for surface mounting and 1 top and 2 side holes tapped for 3/4"-14 NPS for in and out thru wiring or stem mounting. Must be used in conjunction with 714 CLOSED LOOP(included). For use with 3CP15LH-VOLTAGE (15A) field installed accessory. Specify voltage: 1=120V, 2=208V, 3=240V, 4=277V.



#### SAFETY CHAIN

**717S<sup>1</sup>** 48" stainless steel chain complete with hardware for securing ballast housing to building structure.



#### THROUGH WIRE BOX

**TWB<sup>1</sup>** Heavy gauge galvanized steel with 1/2" and 3/4" KO's for direct ceiling mounting. Not for use with BILEVEL "Z" option.

NOTES:

1) Only available with 'SB' Surface Ballast units.

## Exceline

1611 Clovis R. Barker Road • San Marcos, TX 78666  
800.545.1326 • 512.392.5821 • Fax: 512.753.1122 • [www.exceline.com](http://www.exceline.com)

PT#: EXSP0106A0812

Product information is subject to change without notice

# PHILIPS