

Job:
 Type:
 Notes:

I 00 Line

I 05 Quarter Sphere Glowtop Sconce

The Gardco I 05 Quarter Sphere high performance glow sconces offer an excellent alternative to unsightly wall mounted fixtures. The soft, glowing form of the I 05 enables performance downlight illumination combined with soft uplight that offers identification of the luminaire in the nighttime environment. The I 05 luminaires are available with two (2) up and downlighting intensities. Each luminaire is designed to accept HID sources up to 150MH, and Compact Fluorescent sources up to 42 watt. Housings are sealed throughout, completely excluding moisture, dust, insects and contaminants.



PREFIX	DISTRIBUTION	WATTAGE	VOLTAGE	FINISH	OPTIONS
Enter the order code into the appropriate box above. Note: Gardco reserves the right to refuse a configuration. Not all combinations and configurations are valid. Refer to notes below for exclusions and limitations. For questions or concerns, please consult the factory.					

PREFIX

I 05 Glowtop Sconce

DISTRIBUTION

FT-U 70% Downlight with 30% Uplight *Not Available with Fluorescent Lamps.*
UD 50% Uplight Glow with 50% Downlight

Refer to configuration chart below for available combinations.

WATTAGE AND VOLTAGE

LAMP / VOLTAGE CHART - I 05

HID*	Voltage					
	120	208	240	277	347	480
50MH	•			•		
70MH	•			•		
100MH				•		
150MH				•		
35HPS	•					
50HPS	•					
70HPS	•					
100HPS	•					
150HPS	•					
<i>Fluorescent</i>						
26QF¹		UNIV		•		
32TRF¹		UNIV		•		
42TRF¹		UNIV		•		

* MH and HPS types require medium based E17 lamps. All MH 150W and below are pulse start by design, including CMHE types.

MH - Metal Halide
 HPS - High Pressure Sodium
 TRF - Triple Tube Fluorescent
 QF - Quad Fluorescent

¹ Fluorescent luminaires feature electronic ballasts that accept 120V through 277V, 50hz to 60hz, input. Specify "UNIV" voltage for 120V through 277V.

Combinations marked with a dot or shown with "UNIV" are available for ordering.

1611 Clovis Barker Road, San Marcos, TX 78666
 (800) 227-0758 (512) 753-1000 FAX: (512) 753-7855 sitelighting.com

© 2010 Koninklijke Philips Electronics N.V. All Rights Reserved.

Philips Gardco reserves the right to change materials or modify the design of its product without notification as part of the company's continuing product improvement program.

79115-103/0710

PHILIPS



I05 Quarter Sphere Glowtop Sconce

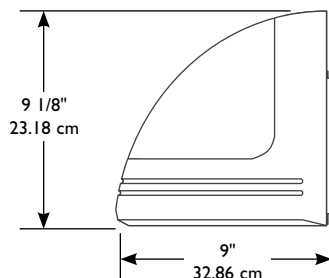
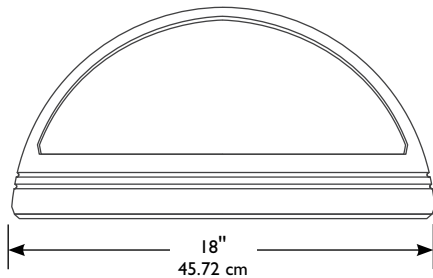
FINISH

BRP	Bronze Paint
BLP	Black Paint
WP	White Paint
NP	Natural Aluminum Paint
BGP	Beige Paint
OC	Optional Color Paint Specify <i>Optional Color</i> or <i>RAL</i> ex: <i>OC-LGP</i> or <i>OC-RAL7024</i> .
SC	Special Paint Specify. <i>Must supply color chip.</i>

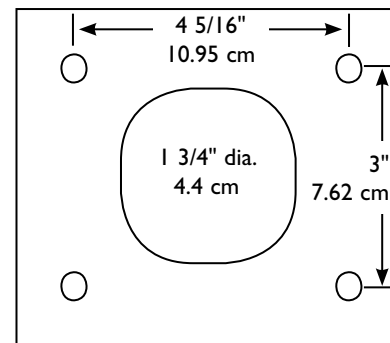
OPTIONS

F	Fusing <i>120V through 277V only. Specify input voltage.</i>
UT	5° Uptilt
WS	Wall Mounted Box for Surface Conduit <i>Rear entry permitted.</i>
WS/UT	WS Option with 5° Uptilt <i>Rear entry permitted.</i>

DIMENSIONS



Mounting Plate



Mounting Bolt Pattern

Note: Mounting plate center is located in the center of the luminaire width and 3.5"(8.89cm) above the luminaire bottom (lens down position). Splices must be made in the J-box (by others). Mounting plate must be secured by max. 5/16" (.79cm) diameter bolts (by others) structurally to the wall.

SPECIFICATIONS

GENERAL: Each Gardco I05 luminaire is a wall mounted luminaire for high intensity discharge or compact fluorescent lamps. Internal components are totally enclosed, rain-tight, dust-tight and corrosion resistant. Housing, back plate and door frame are diecast aluminum. Two (2) optical systems are available. Luminaires are suitable for wet locations (damp locations if inverted).

HOUSING: Housings are diecast aluminum with a high impact resistant acrylic uplight diffuser. A memory retentive gasket seals the housing with the doorframe to exclude moisture, dust, insects and pollutants from the optical system. A black, diecast ribbed backplate dissipates heat for longer lamp and ballast life.

DOOR FRAME: A single-piece diecast aluminum door frame integrates to the housing form. The door frame is hinged closed and secured to the housing with two (2) captive stainless steel fasteners. The heat and impact resistant 1/8 (.32cm) tempered glass lens and one-piece gasket are mechanically secured to the door frame with five (5) galvanized steel retainers.

OPTICAL SYSTEMS: The FT-U reflectors are composed of specular extruded and faceted components, electro-polished, anodized and sealed. Reflector segments are set in arc tube image duplicating patterns to achieve the specified distributions. The I05 utilizes an inner glass diffuser and a honeycomb louver or modified Forward Throw optics for uniform, consistent glow.

ELECTRICAL: Each high power factor HID core and coil ballast is the separate component type, capable of providing reliable lamp starting down to -20°F/-29°C. Component-to-component wiring within the luminaire will carry no more than 80% of rated current and is listed by UL for use at 600 VAC at 150°C or higher.

Standard fluorescent units have a starting temperature of 0°F/-18°C. Standard fluorescent ballasts are high power factor electronic solid state.

LAMPHOLDER: Pulse rated medium base sockets are glazed porcelain with nickel plated screw shell. Fluorescent sockets are high temperature (PBT) with brass contacts.

FINISH: Each standard color luminaire receives a fade and abrasion resistant, electrostatically applied, thermally cured, triglycidal isocyanurate (TGIC) textured polyester powdercoat finish. Standard colors include bronze (BRP), black (BLP), white (WP), natural aluminum (NP) and beige (BGP). Consult factory for specs on custom colors.

LABELS: All luminaires bear either UL or CUL (where applicable) Wet Location labels. Lens down application is Wet Location and lens up is Damp Location.

WARRANTY: Gardco luminaires feature a 5 year limited warranty. See Warranty Information on www.sitelighting.com for complete details and exclusions. Polycarbonate lenses carry a 1 year warranty only.

FULL CUTOFF PERFORMANCE: Full cutoff performance means a luminaire distribution where zero candela intensity occurs at an angle at or above 90° above nadir. Additionally, the candela per 1000 lamp lumens does not numerically exceed 100 (10 percent) at a vertical angle of 80° above nadir. This applies to all lateral angles around the luminaire.

CUTOFF PERFORMANCE: Cutoff performance means a luminaire distribution where the candela per 1000 lamp lumens does not numerically exceed 25 (2.5 percent) at an angle at or above 90° above nadir, and 100 (10 percent) at a vertical angle of 80° above nadir. This applies to all lateral angles around the luminaire.

1611 Clovis Barker Road, San Marcos, TX 78666

(800) 227-0758 (512) 753-1000 FAX: (512) 753-7855 [sitelighting.com](http://www.sitelighting.com)

© 2010 Koninklijke Philips Electronics N.V. All Rights Reserved.

Philips Gardco reserves the right to change materials or modify the design of its product without notification as part of the company's continuing product improvement program.

79115-103/0710

PHILIPS

