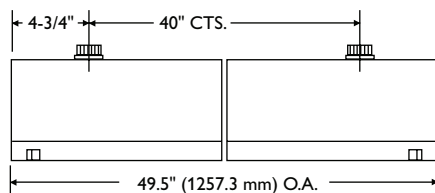
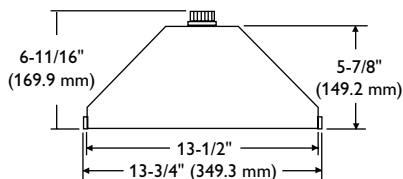


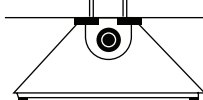
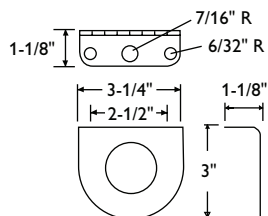
## Features

- 20ga housing and door frame made of CRS or 304L Stainless Steel with mill (2B) finish.
- Toolless stainless steel cam latches permit easy re-lamping.
- Heavy gauge aluminum ballast channel dissipates heat and lengthens ballast life.
- All exposed hardware is stainless steel (except conduit hubs) to resist corrosion.
- Lens available in 3/16" clear tempered glass, clear acrylic, or clear polycarbonate.
- Lens is silicone sealed into lens frame.
- Cam latches compress closed cell neoprene gasket between lens frame and housing for a tight seal.
- Top mounted 1/2" conduit hubs (end mounted optional).
- Class I, Division 2, Groups A, B, C, and D; Class II Division 2, Group G; Class III, Division 1, and 2; Temperature Code T3C.
- Certified to meet UL 1598 standards for wet location.

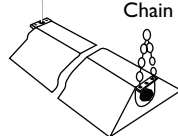
## Dimensions



Direct to Ceiling Mount "MB"

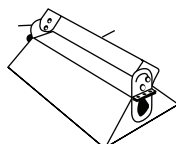


Stem Mount Kit "MBSM"



Chain Mount K

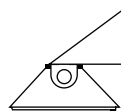
Yoke Mount Kit "MBYM"



Adjustable Brackets Kit "MBAB"



Wall Mount "MB90"



## Hazardous Location

## Codetite

## Wet Location



Codetite is a corrosion resistant luminaire with toolless entry used in paper mills, fuel storage areas, chemical facilities, and metal refining.

**Note:** For technical information or codes and classifications, see PDFs Tech1-Tech5 online.



## Green Product Choice: CCP4G2F321

C	4				
<b>Construction</b>	<b>Lens Type</b>	<b>Lamp Type</b>	<b>Options</b>		
CP – Painted and caulked cold rolled steel WP – Painted seamless/welded cold rolled steel C4 – Stainless steel caulked W4 – Stainless steel welded/seamless	G – 3/16" Tempered Glass P – 3/16" Polycarbonate A – 3/16" Acrylic	F32 – F32WT8 F44 – F44WT8HO F28 – F28WT5 F54 – F54WT5HO	FF – Fast Acting Fixture Fuse, Buss GLR SFF – Slow Blow (Fusetron) Fuse, Buss GMF TP – Tamper proof Screws on 2 latches EF – End-Mounted Hubs MB – Direct Ceiling Mount* MBYM – Yoke Mount Kit* MBAB – Adjustable Brackets Kit* MBSM – Stem Mount (includes 36" Stems) MBCM – Chain Mount (includes 2 Stainless Steel Brackets and 26" Chains) MB90 – Wall Mount* -20°F – -20° F Starting		
<b>Series</b>	<b>Length</b>	<b>Number of Lamps</b>	<b>Voltage</b>		
C – Codetite	4 – 4' Nominal (see illustrations for exact dimensions)	2 – 2 lamp 3 – 3 lamp	1 – 120V 2 – 277V 3 – 347V		

\*FOR USE WITH END MOUNT HUBS ONLY.  
Note: Unit must be mounted with lens parallel to the plane of the floor.  
Note: Consult factory for other lamp ballast types.

Philips Lighting Company  
200 Franklin Square Drive  
Somerset, NJ 08873  
Phone: 855-486-2216  
www.philips.com/luminaires

Philips Lighting Company  
281 Hillmount Road  
Markham ON, Canada L6C 2S3  
Phone: 800-668-9008