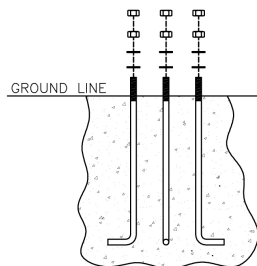
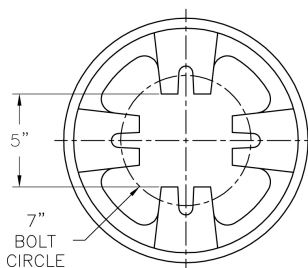
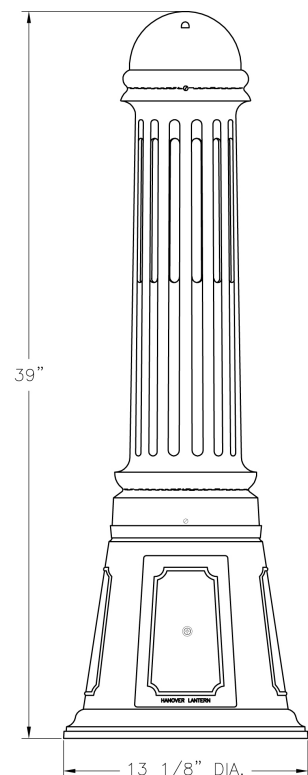


Bollards (164) Specification Sheet

Project Name:	Location:	MFG: Philips Lighting
Fixture Type:	Catalog No.:	Qty:



Ordering Guide

Example: 164 -1 WBZ M D 50H E

Product Code	164	Bollards
Loop Option	-1 -2 -5	One Loop Two Loops, 180° Apart Luminated **
Finish	WBZ ABS ACP ARD ASI BLK BRN BRZ FGN GRA IRN RBZ SRT VBZ VCP VGN VTC WHT	Weathered Bronze Antique Brass Antique Copper Antique Red Antique Silver Black Brown Bronze Forest Green Granite Ironstone Rustic Bronze Shadow Rust Verde Bronze Verde Copper Verde Vintage Copper White
Panel/Globe	M	Opal Polycarbonate
Socket	D F	Medium Fluorescent
Wattage/Source	50H 70H 35S 50S 70S 40I 13F 18F 26F	50W MH 70W MH 35W HPS *1 50W HPS 70W HPS 40W INC. *1 13W *2 Fluorescent 18W *2 Fluorescent 26W *2 Fluorescent
Voltage	E F G H	120V 208V 240V 277V

** -5 Luminated Models can have a -1 or -2 added

*1 120V (E) Voltage Only

*2 Only (F) Socket for Fluorescent Models

*UNLIT(164, 164-1, 164-2 Unlit Bollards - No source or wattage need to be selected, finish only.)

Specifications

CONSTRUCTION:

Unlit - Cast aluminum cap welded to fluted top base. Cast aluminum 14 flute top base welded to bottom base. Cast aluminum round bottom base with removable cast aluminum door.

Cast aluminum cap assembly is removable for easy relamping. Fourteen (14) 1/2" wide x 7 3/4" long slots. Cast aluminum 14 flute top base attached to bottom base. Cast aluminum round bottom base with removable cast aluminum door.

FINISH:

Bollards (164) Specification Sheet

Project Name:	Location:	MFG: Philips Lighting
Fixture Type:	Catalog No.:	Qty:

Resilient TGIC thermoset polyester powdercoat paint is electrostatically applied to every fixture. Specially formulated for Philips Outdoor Lighting, it provides UV protection, and the highest temperature rating in the industry. In addition to the standard color choices shown, a spectrum of custom colors is available.

PANELS/LENS/GLOBE:

Opal Acrylic Body shields lamp & socket. (Lit models only)

LAMPING:

Lamp is not included.

ELECTRICAL ASSEMBLY:

Lantern will be pre-wired and tested. All electrical components are ETL listed.

BALLAST:

Customer must specify wattage desired.

MOUNTING:

See template for dimensions & mounting instructions.

WARRANTY:

Three-year limited warranty.

CERTIFICATIONS:

ETL Listed to U.S. safety standards for wet locations. cETL Listed to Canadian safety standards for wet locations.

Bolt Circle:

7" dia.

Anchor Rods:

(4) 1/2" x 15 1/2" long zinc plated steel

Base Dimensions:

13" dia.

Height:

39 1/4"