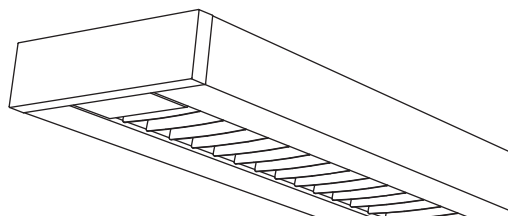


Thrive®



Suspended
Direct/Indirect
1 T5HO



Project Name

Spec Type

Notes


Order Guide

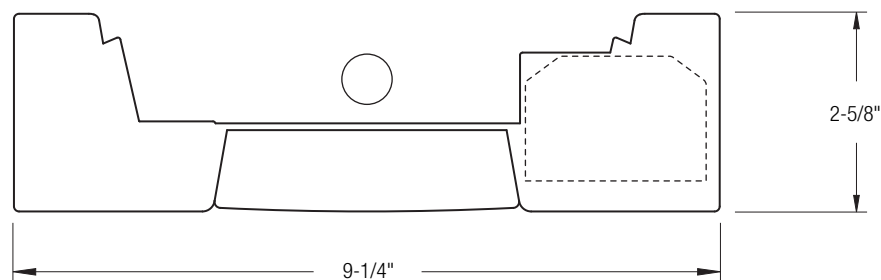
Some combinations of product options may not be available. Consult factory for assistance with your specification.

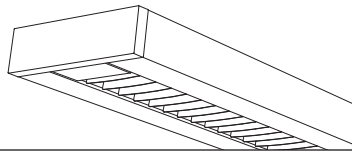
7216		H01			-		-		-		-							
Product Series & Type	Lamping	Lower Optics	Upper Optics	Run Length	Wiring	Voltage	Ballast	Color & Finish										
Thrive Direct/Indirect	1 T5HO	W White Louver (34*) P Semi-Specular Louver (15*) S Specular Louver (15*) M Semi-Specular VDT Louver (30*) R Specular VDT Louver (30*)	N None D 60% Down Kit G 80% Down Kit J 100% Down Kit U 80% Up Kit	<i>Enter the total run length in feet (4ft increments)</i> 	1 1 cct 3 1 cct w/ Emergency cct 5 1 cct w/ Battery Pack 7 1 cct Dimming	1 120V 2 277V 3 347V	E Standard Ballast Consult website for ballast manufacturer information	W Standard White C Factory Color X Custom Color Consult website for color and finish options										
									<h3>Mounting Hardware</h3> <table border="1"> <thead> <tr> <th>Mount Type</th> <th>Suspension Length</th> </tr> </thead> <tbody> <tr> <td> <input type="text"/> </td> <td> <input type="text"/> </td> </tr> <tr> <td> Consult separate mounting spec sheet for mount type options </td> <td> <i>Enter distance from ceiling to top of fixture in inches</i> </td> </tr> </tbody> </table>				Mount Type	Suspension Length	<input type="text"/>	<input type="text"/>	Consult separate mounting spec sheet for mount type options	<i>Enter distance from ceiling to top of fixture in inches</i>
Mount Type	Suspension Length																	
<input type="text"/>	<input type="text"/>																	
Consult separate mounting spec sheet for mount type options	<i>Enter distance from ceiling to top of fixture in inches</i>																	

Upgrades & Accessories

Please indicate with check mark.

<input type="checkbox"/>	Lamps Included	<input type="checkbox"/>	Lamps Included and Installed
<input type="checkbox"/>	Lamp Guard Not available with upper optics option U 		
<input type="checkbox"/>	Response Daylight (Integrated Controls) For details visit www.ledalite.com/response		





Photometry Optics WD White Louver w/ 60% Down Kit

Report Summary

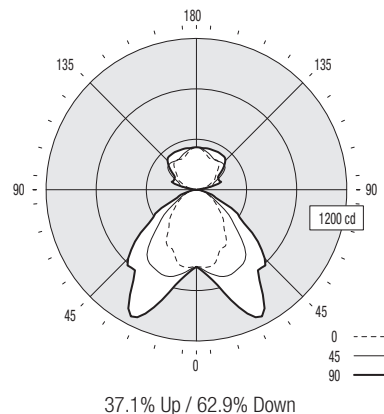
Report # 2101344
Filename 7216H01WD.ies
Efficiency 66.7%

Peak Candela Value* 345 @ 150°
Peak to Zenith Ratio* 1 : 1
* Between 90-180° vertical angle

Meets RP-1-04 recommendations for VDT-Normal spaces

Candela Distribution

Vertical Angle	Horizontal Angle					Zonal Lumens
	0	22.5	45	67.5	90	
0	612	612	612	612	612	
5	619	628	638	652	656	63
15	594	632	712	806	843	203
25	506	554	720	971	1117	351
35	387	493	678	780	877	406
45	287	351	466	631	770	375
55	186	191	272	358	464	260
65	116	115	133	167	217	148
75	61	58	65	69	84	71
85	14	13	18	13	18	19
90	2	3	3	3	3	
95	23	35	18	13	12	31
105	75	94	134	175	180	133
115	135	178	178	170	196	172
125	187	219	274	217	237	206
135	249	272	296	308	326	221
145	286	286	281	317	344	188
155	269	269	289	322	341	137
165	294	296	312	332	339	88
175	330	329	333	335	336	33
180	337	337	337	337	337	



Coefficients of Utilization (%)

Ceiling: Wall:	80				70				50				0
	70	50	30	10	70	50	30	10	70	50	30	10	0
0 RCR	73	73	73	73	68	68	68	59	59	59	59	40	
1	67	64	62	60	63	60	58	53	51	50	35		
2	61	57	53	49	57	53	50	47	44	42	30		
3	56	50	45	42	52	47	43	41	38	36	26		
4	52	44	39	35	48	42	37	37	33	31	22		
5	47	40	34	30	44	37	33	33	29	26	19		
6	44	36	30	27	41	34	29	30	26	23	17		
7	40	32	27	23	38	31	26	27	23	20	15		
8	38	29	24	21	35	28	23	25	21	18	13		
9	35	27	22	18	33	25	21	23	19	16	12		
10	33	25	20	16	31	23	19	21	17	15	11		

Based on a floor reflectance of 0.2

Avg. Luminance (cd/m²)

Vertical Angle	Horizontal Angle		
	0	45	90
55	2643	3866	6594
65	2237	2565	4186
75	1921	2047	2646
85	1309	1684	1684

IES files for this and other photometric options can be downloaded online at www.ledalite.com

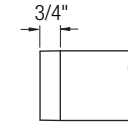
Additional Information

Modules

Module length excludes endcaps.
Nominal mount spacing for individually mounted modules with fixed position mounts.

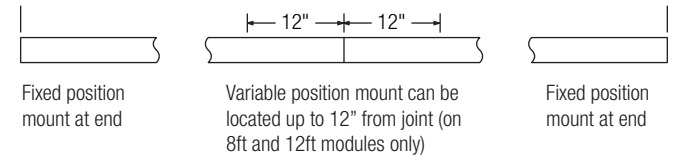
Module	Mount Spacing
4ft	4' 0"
8ft	8' 0"
12ft	12' 0"

Endcap



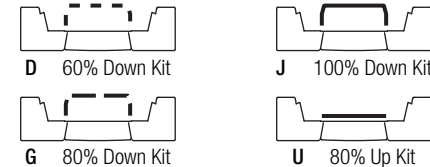
Mounting in Runs

Fixed position mounts supplied standard at ends.
Variable position mounts supplied standard at joints.
Variable position mounts cannot be located on 4ft modules. Optional variable position mounts at ends available upon request (8ft and 12ft modules only).



Upper Optics

Downlight kits and lamp separators are not recommended with white louvers (lower optics option W), due to potential for excessive louver brightness or shadowing.



Specifications

Due to continuing product improvements, Ledalite reserves the right to change specifications without notice.

Housing

6063 T5 extruded aluminum.

Weight

3.0 lb/ft.

Optical System

Constructed of 96% reflective white steel to produce a direct/indirect distribution. Louvers are available in white blades and aluminum specular or semi-specular blades. White louver blades are spaced 1.3" apart and are 1.1" deep (34 cells per 4ft section). Standard specular and semi-specular louver blades are spaced 3" apart and are 1" deep (15 cells per 4ft section). Specular VDT and semi-specular VDT louver blades are spaced 1.5" apart and are 1" deep (30 cells per 4ft section). Optional field-installable Variable Optics kits provide additional up or downlight as required.

Endcaps

Aluminum die-cast endcaps, baked powder coat finish for color.

Joints

Self-aligning joining system.

Mounting

Fixed position mounts supplied standard at ends. Variable position mounts supplied standard at joints. Variable position mounts can be located on 8ft or 12ft modules within 12" of joint or end. Aircraft cable gripper is tamper-resistant and provides infinite vertical adjustment capability. Aircraft cable, crimp and cable gripper independently tested to meet stringent safety requirements.

Electrical

Factory pre-wired to section ends with quick-wire connectors.

Ballast

Electronic.

Approvals

Certified to UL and CSA standards.

Finish

High-quality powder coat. Available in Ledalite Standard White (textured matte finish), and a selection of other factory and customer-specified colors. Consult factory for details.