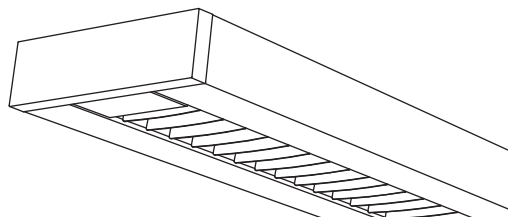


# Thrive<sup>®</sup>



Suspended  
Direct/Indirect  
3 T8



Project Name	
Spec Type	
Notes	



## Order Guide

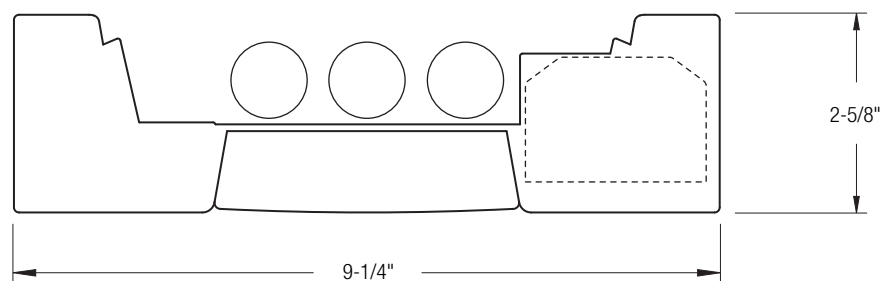
Some combinations of product options may not be available. Consult factory for assistance with your specification.

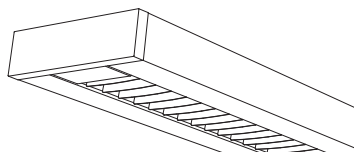
<b>7216</b>	<b>T03</b>			-		-		-		
Product Series & Type	Lamping	Lower Optics	Upper Optics	Run Length	Wiring	Voltage	Ballast	Color & Finish		
Thrive Direct/Indirect	3 T8	<b>W</b> White Louver (34*) <b>P</b> Semi-Specular Louver (15*) <b>S</b> Specular Louver (15*) <b>M</b> Semi-Specular VDT Louver (30*) <b>R</b> Specular VDT Louver (30*)	<b>N</b> None <b>D</b> 60% Down Kit <b>G</b> 80% Down Kit <b>J</b> 100% Down Kit <b>U</b> 80% Up Kit <b>Y</b> 2 Down / 1 Up <b>Z</b> 1 Down / 2 Up	<i>Enter the total run length in feet (4ft increments)</i>	<b>1</b> 1 cct <b>2</b> 2 cct <b>3</b> 1 cct w/ Emergency cct <b>4</b> 2 cct w/ Emergency cct <b>5</b> 1 cct w/ Battery Pack <b>6</b> 2 cct w/ Battery Pack <b>7</b> 1 cct Dimming	<b>1</b> 120V <b>2</b> 277V <b>3</b> 347V	<b>E</b> Standard Ballast  Consult website for ballast manufacturer information	<b>W</b> Standard White <b>C</b> Factory Color <b>X</b> Custom Color  Consult website for color and finish options		
<b>Mounting Hardware</b>										
<b>Mount Type</b>						<b>Suspension Length</b>				
Consult separate mounting spec sheet for mount type options						<i>Enter distance from ceiling to top of fixture in inches</i>				

## Upgrades & Accessories

Please indicate with check mark.

<input type="checkbox"/> Lamps Included	<input type="checkbox"/> Lamps Included and Installed
<input type="checkbox"/> Lamp Guard Not available with upper optics option U 	<input type="checkbox"/> Dust Cover 
<input type="checkbox"/> Response Daylight (Integrated Controls) For details visit <a href="http://www.ledalite.com/response">www.ledalite.com/response</a>	





## Photometry

Optics SD Specular Louver w/ 60% Down Kit

### Report Summary

**Report #** 9900149  
**Filename** 7216T03SD.ies  
**Efficiency** 69.3%

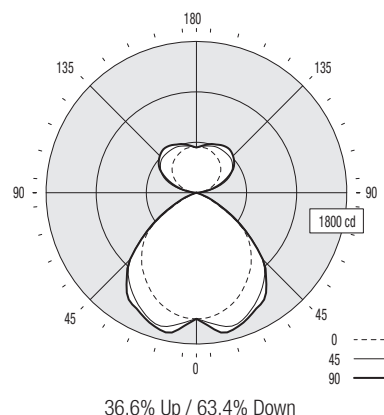
**Peak Candela Value\*** 652 @ 145°  
**Peak to Zenith Ratio\*** 1.2 : 1

\* Between 90-180° vertical angle

Meets RP-1-04 recommendations for VDT-Normal spaces

### Candela Distribution

Vertical Angle	Horizontal Angle					Zonal Lumens
	0	22.5	45	67.5	90	
0	1501	1501	1501	1501	1501	
5	1494	1511	1548	1569	1586	151
15	1422	1519	1644	1683	1689	452
25	1291	1479	1542	1576	1584	696
35	1121	1318	1375	1438	1454	844
45	912	1100	1117	1122	1125	828
55	588	708	642	622	606	568
65	134	179	206	211	204	199
75	6	6	5	1	1	12
85	1	0	0	0	0	0
90	0	0	0	0	0	0
95	33	52	48	46	32	57
105	133	240	255	237	214	237
115	239	363	431	414	400	377
125	337	434	526	549	547	436
135	412	487	580	618	620	425
145	468	527	591	643	652	363
155	507	546	595	622	630	270
165	538	555	576	594	598	164
175	542	546	550	554	555	54
180	538	538	538	538	538	



### Coefficients of Utilization (%)

Ceiling: Wall:	80				70				50				0
	70	50	30	10	70	50	30	10	50	30	10	0	
0 RCR	76	76	76	76	71	71	71	62	62	62	42		
1	70	68	65	63	66	63	61	56	54	53	37		
2	65	60	56	53	60	56	53	50	47	45	33		
3	59	53	49	45	55	50	46	44	41	39	28		
4	55	47	42	38	51	45	40	40	36	33	25		
5	50	43	37	33	47	40	35	36	32	29	22		
6	46	38	33	29	43	36	31	32	28	25	19		
7	43	35	29	25	40	33	28	29	25	23	17		
8	40	31	26	23	37	30	25	27	23	20	15		
9	37	29	24	20	35	27	23	25	21	18	14		
10	35	26	21	18	32	25	21	23	19	16	12		

Based on a floor reflectance of 0.2

### Avg. Luminance (cd/m²)

Vertical Angle	Horizontal Angle		
	0	45	90
55	4924	5377	5075
65	1523	2341	2319
75	111	93	19
85	55	0	0

IES files for this and other photometric options can be downloaded online at [www.ledalite.com](http://www.ledalite.com)

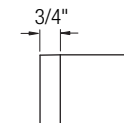
## Additional Information

### Modules

Module length excludes endcaps.  
Nominal mount spacing for individually mounted modules with fixed position mounts.

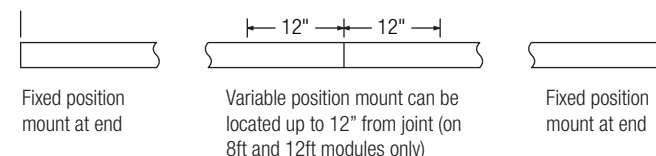
Module	Mount Spacing
4ft	4' 0"
8ft	8' 0"
12ft	12' 0"

### Endcap



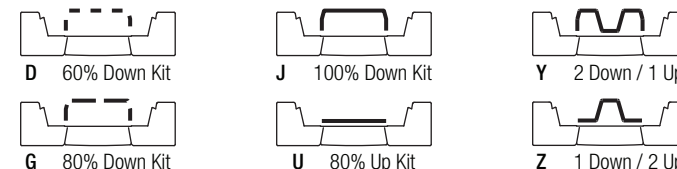
### Mounting in Runs

Fixed position mounts supplied standard at ends.  
Variable position mounts supplied standard at joints.  
Variable position mounts cannot be located on 4ft modules. Optional variable position mounts at ends available upon request (8ft and 12ft modules only).



### Upper Optics

Downlight kits and lamp separators are not recommended with white louvers (lower optics option W), due to potential for excessive louver brightness or shadowing.



## Specifications

Due to continuing product improvements, Ledalite reserves the right to change specifications without notice.

### Housing

6063 T5 extruded aluminum.

### Weight

3.0 lb/ft.

### Optical System

Constructed of 96% reflective white steel to produce a direct/indirect distribution. Louvers are available in white blades and aluminum specular or semi-specular blades. White louver blades are spaced 1.3" apart and are 1.1" deep (34 cells per 4ft section). Standard specular and semi-specular louver blades are spaced 3" apart and are 1" deep (15 cells per 4ft section). Specular VDT and semi-specular VDT louver blades are spaced 1.5" apart and are 1" deep (30 cells per 4ft section). Optional field-installable Variable Optics kits provide additional up or downlight as required.

### Endcaps

Aluminum die-cast endcaps, baked powder coat finish for color.

### Joints

Self-aligning joining system.

### Mounting

Fixed position mounts supplied standard at ends. Variable position mounts supplied standard at joints. Variable position mounts can be located on 8ft or 12ft modules within 12" of joint or end. Aircraft cable gripper is tamper-resistant and provides infinite vertical adjustment capability. Aircraft cable, crimp and cable gripper independently tested to meet stringent safety requirements.

### Electrical

Factory pre-wired to section ends with quick-wire connectors.

### Ballast

Electronic.

### Approvals

Certified to UL and CSA standards.

### Finish

High-quality powder coat. Available in Ledalite Standard White (textured matte finish), and a selection of other factory and customer-specified colors. Consult factory for details.