

Voice



Recessed

1'x4'

1 T5



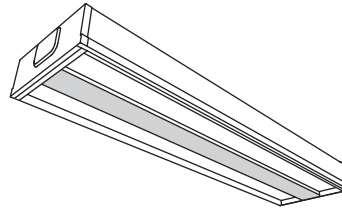
mesoOptics®



airwave™



RESPONSE®



Project Name

Spec Type

Notes

Order Guide

Some combinations of product options may not be available. Consult factory for assistance with your specification.

9814 [] [] F128 - [] - [] - [] - [] - []							
Product Series & Size	Version	Configuration	Lamping	Housing	Wiring	Voltage	Ballast
Voice 1'x4'	D1 Standard T-Grid	ST Standalone CR Continuous Row SMS Standalone Master/Satellite CMS Continuous Row Master/Satellite	1 T5 (28W)	S Standard (22ga.) C Chicago Plenum	1 1 cct 5 1 cct w/ Battery Pack 7 1 cct Dimming	1 120V 2 277V 3 347V	E Standard Ballast
See details on next page					Consult website for complete list of standard wiring options		Consult website for ballast manufacturer information

Upgrades & Accessories

Please indicate with check mark.

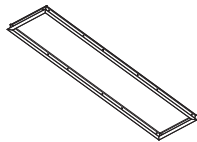
☐ Lamps Included

☐ Lamps Included & Installed

☐ Job Pack

☐ Flex Whip

☐ Drywall Kit



Can be mounted to wood frame or with hanger wire



Wood Frame

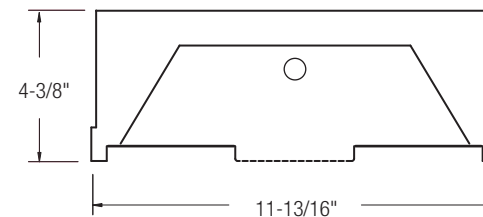


Hanger Wire

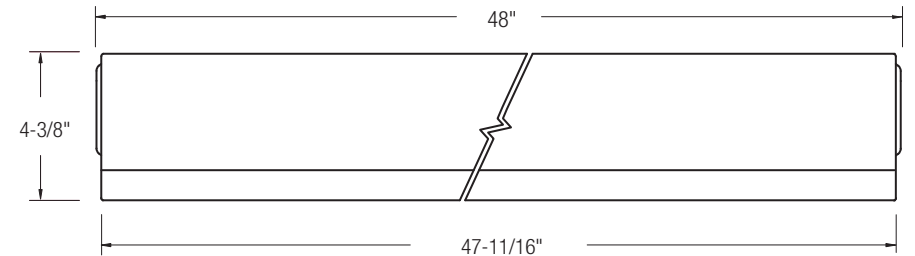
☐ Response Daylight

For details visit www.ledalite.com/response

Cross Section

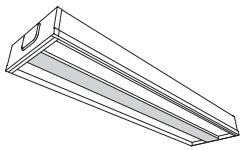


Side View



Voice

Recessed
1'x4'
1 T5



Photometry

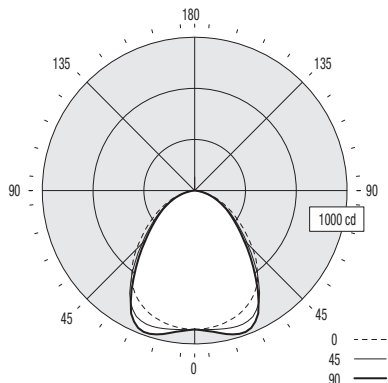
Report Summary

Report #	9900727	Spacing Criteria	1.28 @ 0° along
Filename	9814D1F128.ies		1.3 @ 90° across
Efficiency	75.6%		

Meets RP-1-04 recommendations for VDT-Normal spaces

Candela Distribution

Vertical Angle	Horizontal Angle					Zonal Lumens
	0	22.5	45	67.5	90	
0	906	906	906	906	906	
5	902	905	911	915	919	89
15	877	893	927	957	971	263
25	823	856	906	939	942	411
35	719	738	732	728	699	452
45	541	530	488	472	455	384
55	358	344	314	304	296	290
65	214	208	188	187	181	194
75	94	92	85	88	86	95
85	10	17	14	13	12	18
90	0	0	0	0	0	



Coefficients of Utilization (%)

Ceiling: Wall:	80				70				50				0
	70	50	30	10	70	50	30	10	70	50	30	10	0
0 RCR	90	90	90	90	88	88	88	84	84	84	84	75	
1	83	80	77	74	81	78	76	75	73	71	65		
2	76	71	66	62	74	69	65	67	63	60	56		
3	70	63	57	53	68	62	57	60	55	51	48		
4	65	56	50	46	63	55	50	53	49	45	42		
5	60	51	44	40	58	50	44	48	43	39	37		
6	55	46	40	35	54	45	39	44	39	35	33		
7	52	42	36	31	50	41	35	40	35	31	29		
8	48	38	32	28	47	38	32	37	32	28	26		
9	45	35	29	25	44	35	29	34	29	25	24		
10	42	33	27	23	41	32	27	32	27	23	22		

Based on a floor reflectance of 0.2

Avg. Luminance (cd/m²)

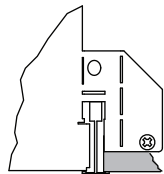
Vertical Angle	Horizontal Angle		
	0	45	90
55	1862	1633	1540
65	1511	1327	1278
75	1084	980	991
85	342	479	411

IES files for this and other photometric options can be downloaded online at www.ledalite.com

Additional Information

Mounting

Integrates with most common T-bar ceiling types.

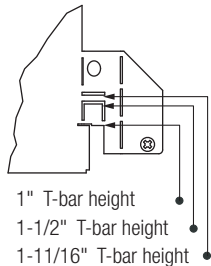


D1 Standard T-Grid

Option D1 works with 9/16" and 15/16" flat T-grid ceilings. It can also be used with slot T-grid ceilings, but it will not sit flush with the bottom of the T-bar.

Ceiling Types

Integrated mounting tabs can be field-adjusted to various T-bar ceiling heights for fastening directly to the T-bar grid and/or tied-off to the building structure.



1" T-bar height
1-1/2" T-bar height
1-11/16" T-bar height

Specifications

Due to continuing product improvements, Ledalite reserves the right to change specifications without notice.

Housing

Die-formed, post-painted, 22 gauge cold-rolled steel (New York City version is 20 gauge). Wire entrances are positioned on the side of the housing to allow easy wiring access for the installer. Multiple wire entrances are available on top or side to allow continuous row mounting of fixtures. Optional frame restraint is available to provide additional support to the optical frame.

Weight

Maximum 30 lbs.

Optical System

The optical frame assembly consists of flat acrylic panels with a layer of protected MesoOptics® film that provides high-angle glare control and high efficiency. The panels are secured to a perforated center shield using a linear prismatic acrylic diffuser. The optical frame ends are constructed from die-formed cold-rolled steel assembled together with extruded aluminum profiles in a sturdy frame. The frame is hinged to allow easy access to the inside of the fixture. Maintenance can be performed from below the ceiling without tools. No hardware is visible.

Mounting

Fixture is compatible with most ceiling types. Integrated bend-out tabs are provided for different T-grid heights. Optional drywall kit is available for non-accessible ceilings. Use screws or hanger wire (supplied by others) to secure fixture.

Ballast

Electronic. Supplied with pre-installed ballast disconnects as per national electric codes.

Wiring

Optional flex whips are supplied in 6' lengths for 1x4, 2x2 and 2x4 fixtures. Flex connectors are supplied in 9' lengths for standard master/satellite configurations.

Air Return

Air return option available in 2'x2' and 2'x4' sizes only. Side rails are finished in black.

Approvals

Certified to UL & CSA Standards.
City of Chicago Approved CCEA (housing option C).
Designed to comply with NYC code requirements (Housing Option N).

Finish

Housing and Frame: Post-painted, high quality powder coat. Available in white only.