

Voice



Recessed

2'x2'

1 TT5 (55W)



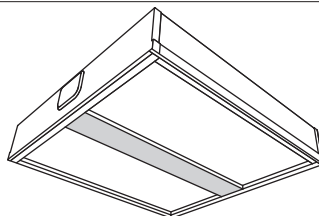
mesoOptics®



airwave™



RESPONSE®



Project Name

Spec Type

Notes

Order Guide

Some combinations of product options may not be available. Consult factory for assistance with your specification.

9822

B155

Product Series & Size

Voice 2'x2'

Version

- D1** Standard T-Grid
- D2** Slot T-Grid
- A1** Air Return on Standard T-Grid
- A2** Air Return on Slot T-Grid

See details on next page

Configuration

- ST** Standalone
- CR** Continuous Row
- SMS** Standalone Master/Satellite
- CMS** Continuous Row Master/Satellite

Lamping

1 TT5 (55W)

Housing

- S** Standard (22ga.)
- C** Chicago Plenum

Wiring

- 1** 1 cct
- 5** 1 cct w/ Battery Pack
- 7** 1 cct Dimming

Consult website for complete list of standard wiring options

Voltage

- 1** 120V
- 2** 277V
- 3** 347V

Ballast

E Standard Ballast

Consult website for ballast manufacturer information

Upgrades & Accessories

Please indicate with check mark.



Lamps Included



Lamps Included & Installed



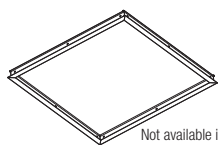
Job Pack



Flex Whip

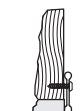


Drywall Kit

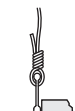


Not available in continuous row

Can be mounted to wood frame or with hanger wire



Wood Frame



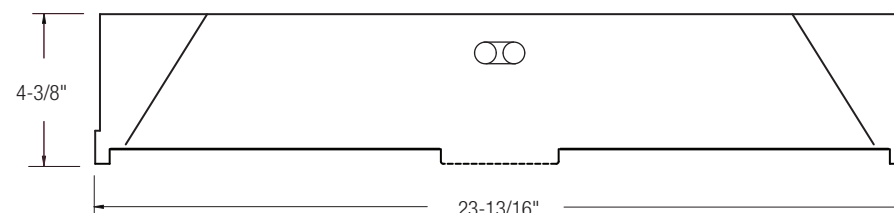
Hanger Wire



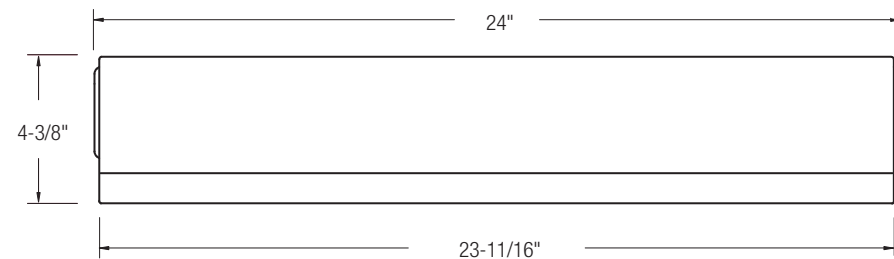
Response Daylight

For details visit www.ledalite.com/response

Cross Section



Side View

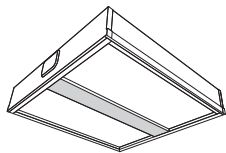


Voice

Recessed

2'x2'

1 TT5 (55W)



Photometry

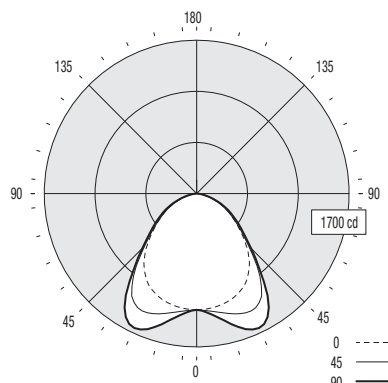
Report Summary

Report # 9900742
Filename 9822D1B155.ies
Efficiency 74%

Spacing Criteria 1.28 @ 0° along
1.52 @ 90° across

Candela Distribution

Vertical Angle	Horizontal Angle					Zonal Lumens
	0	22.5	45	67.5	90	
0	1289	1289	1289	1289	1289	
5	1284	1290	1304	1314	1324	127
15	1252	1290	1377	1456	1500	391
25	1177	1261	1436	1589	1645	653
35	1021	1118	1259	1376	1378	765
45	763	801	819	862	856	640
55	511	516	518	552	556	476
65	310	317	311	341	339	321
75	130	135	130	149	147	150
85	17	22	22	28	25	30
90	0	0	0	0	0	



Coefficients of Utilization (%)

Ceiling: Wall:	80				70				50				0
	70	50	30	10	70	50	30	10	70	50	30	10	0
0 RCR	88	88	88	88	86	86	86	82	82	82	82	74	
1	81	78	75	73	79	76	74	73	71	69	64		
2	74	69	64	61	73	68	63	65	62	59	54		
3	68	61	56	51	67	60	55	58	54	50	47		
4	63	55	49	44	61	54	48	52	47	43	41		
5	58	49	43	38	57	48	43	47	42	38	36		
6	54	45	38	34	52	44	38	43	37	33	31		
7	50	40	34	30	49	40	34	39	34	30	28		
8	47	37	31	27	45	37	31	36	30	27	25		
9	44	34	28	24	43	34	28	33	28	24	23		
10	41	31	26	22	40	31	26	30	25	22	20		

Based on a floor reflectance of 0.2

Avg. Luminance (cd/m²)

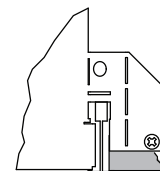
Vertical Angle	Horizontal Angle		
	0	45	90
55	2910	2950	3166
65	2396	2404	2620
75	1641	1641	1855
85	637	824	937

IES files for this and other photometric options can be downloaded online at www.ledalite.com

Additional Information

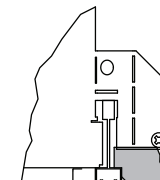
Mounting

Integrates with most common T-bar ceiling types.



D1 Standard T-Grid

Option D1 works with 9/16" and 15/16" flat T-grid ceilings. It can also be used with slot T-grid ceilings, but it will not sit flush with the bottom of the T-bar.

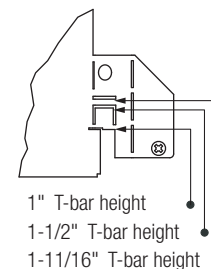


D2 Slot T-Grid

Option D2 is designed to sit flush with slot T-grid ceilings and some tegular tile ceiling types.

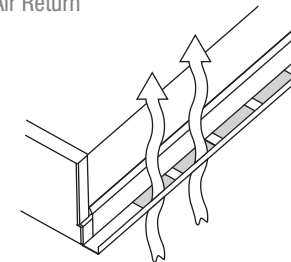
Ceiling Types

Integrated mounting tabs can be field-adjusted to various T-bar ceiling heights for fastening directly to the T-bar grid and/or tied-off to the building structure.



1" T-bar height
1-1/2" T-bar height
1-11/16" T-bar height

Air Return



The air return version features slotted vents along the sides of the fixture. As a result, the installation method of the air return version is different to the standard version, and the fixture cannot be installed in continuous rows.

Specifications

Due to continuing product improvements, Ledalite reserves the right to change specifications without notice.

Housing

Die-formed, post-painted, 22 gauge cold-rolled steel (New York City version is 20 gauge). Wire entrances are positioned on the side of the housing to allow easy wiring access for the installer. Multiple wire entrances are available on top or side to allow continuous row mounting of fixtures. Optional frame restraint is available to provide additional support to the optical frame.

Weight

Maximum 23 lbs.

Optical System

The optical frame assembly consists of flat acrylic panels with a layer of protected MesoOptics® film that provides high-angle glare control and high efficiency. The panels are secured to a perforated center shield using a linear prismatic acrylic diffuser. The optical frame ends are constructed from die-formed cold-rolled steel assembled together with extruded aluminum profiles in a sturdy frame. The frame is hinged to allow easy access to the inside of the fixture. Maintenance can be performed from below the ceiling without tools. No hardware is visible.

Mounting

Fixture is compatible with most ceiling types. Integrated bend-out tabs are provided for different T-grid heights. Optional drywall kit is available for non-accessible ceilings. Use screws or hanger wire (supplied by others) to secure fixture.

Ballast

Electronic. Supplied with pre-installed ballast disconnects as per national electric codes.

Wiring

Optional flex whips are supplied in 6' lengths for 1x4, 2x2 and 2x4 fixtures. Flex connectors are supplied in 9' lengths for standard master/satellite configurations.

Air Return

Air return option available in 2'x2' and 2'x4' sizes only. Side rails are finished in black.

Approvals

Certified to UL & CSA Standards.
City of Chicago Approved CCEA (housing option C).
Designed to comply with NYC code requirements (Housing Option N).

Finish

Housing and Frame: Post-painted, high quality powder coat. Available in white only.