

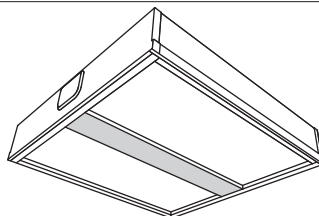
Voice



Recessed

2'x2'

3 T5HO



Project Name

Spec Type

Notes

Order Guide

Some combinations of product options may not be available. Consult factory for assistance with your specification.

9822 [] [] H324 - [] - [] - [] - [] - []							
Product Series & Size	Version	Configuration	Lamping	Housing	Wiring	Voltage	Ballast
Voice 2'x2'	D1 Standard T-Grid D2 Slot T-Grid A1 Air Return on Standard T-Grid A2 Air Return on Slot T-Grid	ST Standalone CR Continuous Row CMS Continuous Row Master/Satellite	3 T5HO (24W)	S Standard (22ga.) C Chicago Plenum	1 1 cct 2 2 cct 5 1 cct w/ Battery Pack	1 120V 2 277V 3 347V	E Standard Ballast
	See details on next page				Consult website for complete list of standard wiring options		Consult website for ballast manufacturer information

Upgrades & Accessories

Please indicate with check mark.

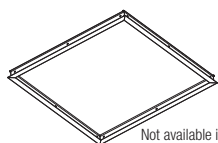
☐ Lamps Included

☐ Lamps Included & Installed

☐ Job Pack

☐ Flex Whip

☐ Drywall Kit



Not available in continuous row

Can be mounted to wood frame or with hanger wire

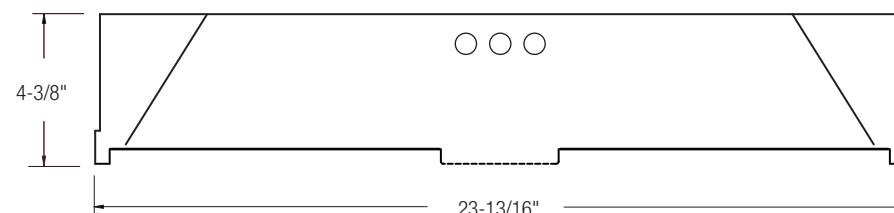


Wood Frame




Hanger Wire

Cross Section

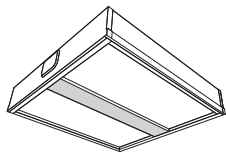


Side View



Voice

Recessed
2"x2"
3 T5HO



Photometry

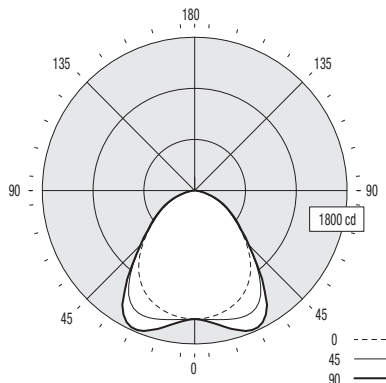
Report Summary

Report # 9900718
Filename 9822D1H324.ies
Efficiency 64.9%

Spacing Criteria 1.24 @ 0° along
1.44 @ 90° across

Candela Distribution

Vertical Angle	Horizontal Angle					Zonal Lumens
	0	22.5	45	67.5	90	
0	1508	1508	1508	1508	1508	
5	1502	1507	1519	1528	1537	148
15	1455	1489	1566	1641	1682	444
25	1348	1427	1583	1724	1770	721
35	1155	1239	1358	1454	1441	827
45	857	883	898	919	905	694
55	569	573	563	590	592	518
65	351	350	339	363	367	349
75	147	151	142	160	155	163
85	22	24	24	31	31	32
90	0	0	0	0	0	



Coefficients of Utilization (%)

Ceiling: Wall:	80				70				50				0
	70	50	30	10	70	50	30	10	70	50	30	10	0
0 RCR	77	77	77	77	75	75	75	72	72	72	72	65	
1	71	69	66	64	70	67	65	64	63	61	56		
2	65	61	57	53	64	59	56	57	54	51	48		
3	60	54	49	45	59	53	48	51	47	44	41		
4	55	48	43	39	54	47	42	46	42	38	36		
5	51	43	38	34	50	43	38	41	37	33	31		
6	47	39	34	30	46	39	33	38	33	29	28		
7	44	36	30	27	43	35	30	34	30	26	25		
8	41	33	27	24	40	32	27	31	27	24	22		
9	38	30	25	21	37	30	25	29	24	21	20		
10	36	28	23	20	35	27	23	27	22	19	18		

Based on a floor reflectance of 0.2

Avg. Luminance (cd/m²)

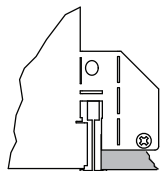
Vertical Angle	Horizontal Angle		
	0	45	90
55	3240	3206	3371
65	2713	2620	2836
75	1855	1792	1956
85	824	899	1162

IES files for this and other photometric options can be downloaded online at www.ledalite.com

Additional Information

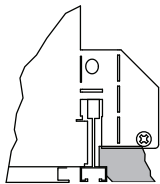
Mounting

Integrates with most common T-bar ceiling types.



D1 Standard T-Grid

Option D1 works with 9/16" and 15/16" flat T-grid ceilings. It can also be used with slot T-grid ceilings, but it will not sit flush with the bottom of the T-bar.

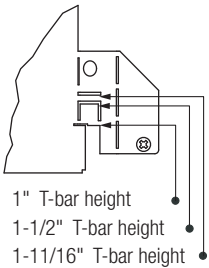


D2 Slot T-Grid

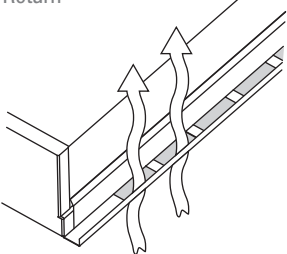
Option D2 is designed to sit flush with slot T-grid ceilings and some tegular tile ceiling types.

Ceiling Types

Integrated mounting tabs can be field-adjusted to various T-bar ceiling heights for fastening directly to the T-bar grid and/or tied-off to the building structure.



Air Return



The air return version features slotted vents along the sides of the fixture. As a result, the installation method of the air return version is different to the standard version, and the fixture cannot be installed in continuous rows.

Specifications

Due to continuing product improvements, Ledalite reserves the right to change specifications without notice.

Housing

Die-formed, post-painted, 22 gauge cold-rolled steel (New York City version is 20 gauge). Wire entrances are positioned on the side of the housing to allow easy wiring access for the installer. Multiple wire entrances are available on top or side to allow continuous row mounting of fixtures. Optional frame restraint is available to provide additional support to the optical frame.

Weight

Maximum 23 lbs.

Optical System

The optical frame assembly consists of flat acrylic panels with a layer of protected MesoOptics® film that provides high-angle glare control and high efficiency. The panels are secured to a perforated center shield using a linear prismatic acrylic diffuser. The optical frame ends are constructed from die-formed cold-rolled steel assembled together with extruded aluminum profiles in a sturdy frame. The frame is hinged to allow easy access to the inside of the fixture. Maintenance can be performed from below the ceiling without tools. No hardware is visible.

Mounting

Fixture is compatible with most ceiling types. Integrated bend-out tabs are provided for different T-grid heights. Optional drywall kit is available for non-accessible ceilings. Use screws or hanger wire (supplied by others) to secure fixture.

Ballast

Electronic. Supplied with pre-installed ballast disconnects as per national electric codes.

Wiring

Optional flex whips are supplied in 6' lengths for 1x4, 2x2 and 2x4 fixtures. Flex connectors are supplied in 9' lengths for standard master/satellite configurations.

Air Return

Air return option available in 2'x2' and 2'x4' sizes only. Side rails are finished in black.

Approvals

Certified to UL & CSA Standards.
City of Chicago Approved CCEA (housing option C).
Designed to comply with NYC code requirements (Housing Option N).

Finish

Housing and Frame: Post-painted, high quality powder coat. Available in white only.