



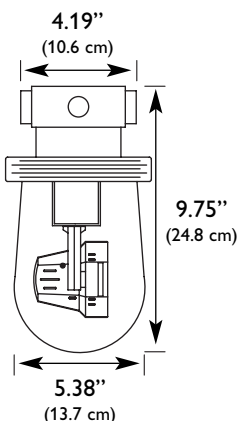
Type No. _____

Job Name _____

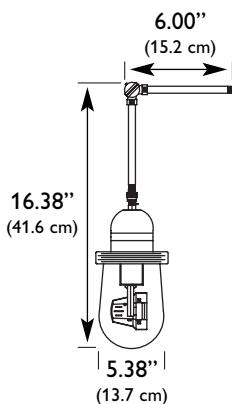
Catalog No. _____




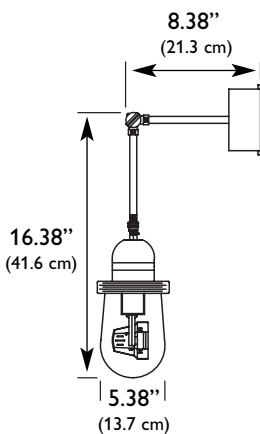
DPSC (ceiling)



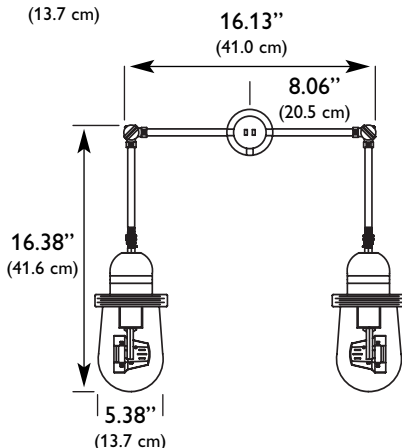
DPEM (emergency fixture)



DPSW (single wall)



DPDW (double wall)



DP Series

Dust-Proof Lighting Fixtures Class II & III, Division 1 & 2, Groups E, F & G

Features

- Available in 6 VDC, 12 VDC or 120 VAC voltage configurations
- Fixtures are cast of corrosion resistant aluminum alloy with an epoxy polyester finish
- Utilizes 6 or 12 VDC halogen or 120 VAC incandescent lamps
- Emergency heads are adjustable to 360°
- Ceiling mount fixture and single wall remote have universal junction box with four tapped holes for 3/4" rigid conduit (three close-up plugs included)
- Double wall remote has junction box with two tapped holes for 3/4" rigid conduit (one close-up plug included)
- 120 VAC voltage configuration is ideal when using an AC inverter/UPS emergency lighting system
- DPEM1(2) fixture is designed for direct mounting to the ESBS Series battery unit
- Remote mount from an area located outside the hazardous area via a 6 VDC or 12 VDC battery unit

Code Compliance

- UL listed for use in: Class II, Div. 1 & 2, Groups E, F, G; Class III
- Temperature performance rating is T3B

Warranty

- Electronics: 3 years



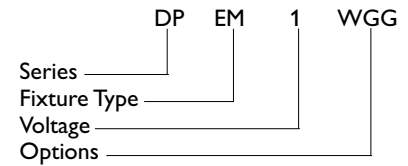
Dimensions are approximate and subject to change.

Ordering Information

DP			
SERIES	FIXTURE TYPE	VOLTAGE	OPTIONS
DP = Dust-Proof Fixture SC = Ceiling Mount EM = End Mount SW = Single Wall Remote DW = Double Wall Remote		1 = 6 VDC, 12 W ² 2 = 12 VDC, 12 W ² 3 = 120 VAC ¹	WGG = Wire Guard for Globe Only

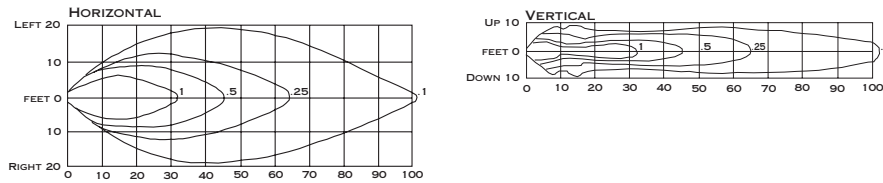
NOTES: 1) Uses (1) 150 W A19 medium base lamp (not included). 2) Uses (1) 6 or 12 VDC, 12 W halogen lamp (included).

Ordering Example



Photometrics

Based on 12 V, 12 W Halogen Lamp



Suggested Specification

Furnish and install LightGuard dust-proof emergency lighting model _____. The unit shall be suitable for use in Class II, Division 1 or 2, Groups E, F, & G, and class III hazardous areas.

INSTALLATION/OPERATION - Unit shall operate halogen or incandescent lamps, and shall be available in 6 VDC, 12 VDC or 120 VAC input voltage configurations. Installation must comply with the NEC Code as well as other applicable codes. Upon utility power failure or brownout, the unit shall automatically transfer to battery power and maintain the required illumination for a minimum period of 90 minutes. Upon restoration of utility power, the charger shall restore the battery to full charge within 24 hours following a rated discharge of not more than 90 minutes.

HOUSING - The enclosure shall be constructed of corrosion-resistant, aluminum alloy with an epoxy polyester finish.

ALL SPECIFICATIONS SUBJECT TO CHANGE WITHOUT NOTICE



272 West Stag Park Service Road • Burgaw, NC 28425
 (910) 259-1131 • FAX (800) 403-6927
www.lightguard.com

L2135R8
 5/12 IH