





Type No. \_\_\_\_\_

Job Name \_\_\_\_\_

Catalog No. \_\_\_\_\_



Shown: GRNBR31KSCCPR



Shown: GRNBR31KSCCPS

# Grafix

- **Architectural White LED Lighting Fixture**
- **Low-Level Security and Emergency Lighting**
- **Optional Emergency Packages**
- **7.2 Volt, 12 Watt, White LED Lamps**
- **Wet Location Listing Standard**

## Housing

- Durable, die cast aluminum housing and cover with UV stabilized polycarbonate lens
- A full range of pleasing architecturally inspired powder coated finishes are available
- Exterior, recessed mount applications shall be ordered and installed with the UL-approved concrete-pour backbox option with powder coated stamped aluminum trimplate.
- The backbox shall be made available with the product or ordered ahead of time for rough-in work (the width of the backbox replaces a standard cinder block)
- Wall mount to standard 3 1/2" or 4" octagonal junction box or single gang junction box
- Surface conduit entry knockout located on top of housing
- Tamperproof hardware is included standard
- Grafix meets the Buy American requirements

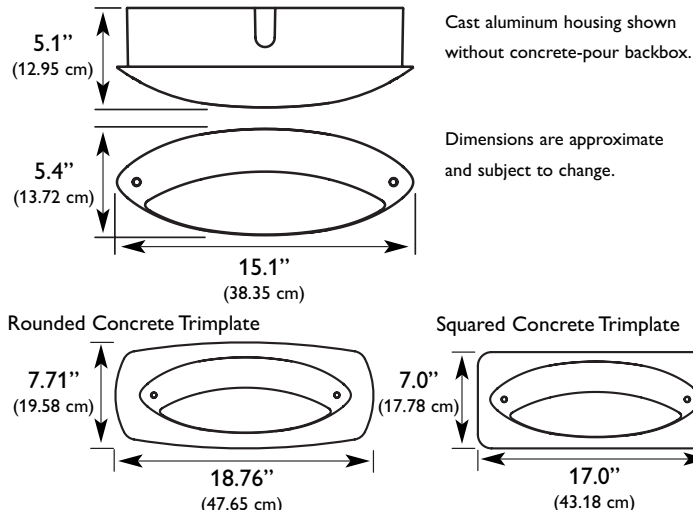
## Illumination

- Normal and emergency illumination is provided by two field-replaceable white LED modules driven in parallel and a vacuum plated polycarbonate reflector
- When using multiple fixtures, the reflector design has been optimized to produce an average of 1 footcandle of emergency illumination over a 4' x 10' egress path when placed at a mounting height of 18" AFF
- IES photometric data files are available

## Code Compliance

- UL 924 listed, UL damp location and wet location listing standard
- NFPA 101, NEC, BOCA, OSHA, and IBC illumination standards
- UL 1598 poured concrete approved, ADA compliant when recessed mounted

## Dimensions



## Smart Charger Electronics

### AC Only

- 120/277 VAC dual voltage input with surge protection is standard on all models

### Self-Powered Operation

- Charging system is microprocessor driven with software embedded diagnostic routine and temperature compensation
- See specification sheet L2368 for electronics details
- 120/277 VAC input, surge protection, brownout, AC lockout and low voltage disconnect features are standard

## Electrical Specifications - Input Power Requirements

### AC Only and 2-Circuit Models

- 120 VAC: 60 Hz, 0.203 A; 277 VAC: 60 Hz, 0.087 A

### Self-Powered Models

- 120 VAC: 60 Hz, 0.198 A; 277 VAC: 60 Hz, 0.088 A

### Self-Powered Models With Heater Option

- 120 VAC: 60 Hz, 0.366 A; 277 VAC: 60 Hz, 0.148 A

## Smart Charger Self-Testing Diagnostics (Optional)

- The Smart Charger diagnostic/charging platform with optional self-testing mode automatically runs a one-minute self-test every 30 days and a 30-minute test on the sixth and twelfth month. A one-minute or 90-minute test may be initiated via the push to test switch on the unit or by activating the appropriate test command on the optional IR test device.

## Battery

- Maintenance-free sealed nickel metal hydride with 10-year life

## Warranty

- Electronics: 3 years full, Battery: 5 years full, 5 years pro-rated

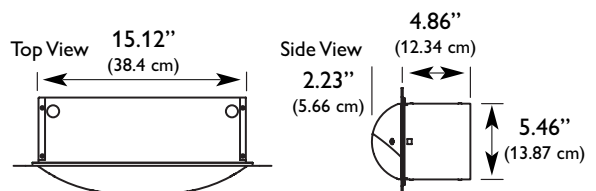
## Operating Temperature Range

### AC Only Models

- Standard Wet Location: -40°F (-40°C) to 104°F (40°C)
- Standard Wet Location w/ 2CKT Option: -40°F (-40°C) to 104°F (40°C)

### Self-Powered Models

- Standard Wet Location: 32°F (0°C) to 104°F (40°C)
- Standard Wet Location w/ Heater Option: -40°F (-40°C) to 104°F (40°C)

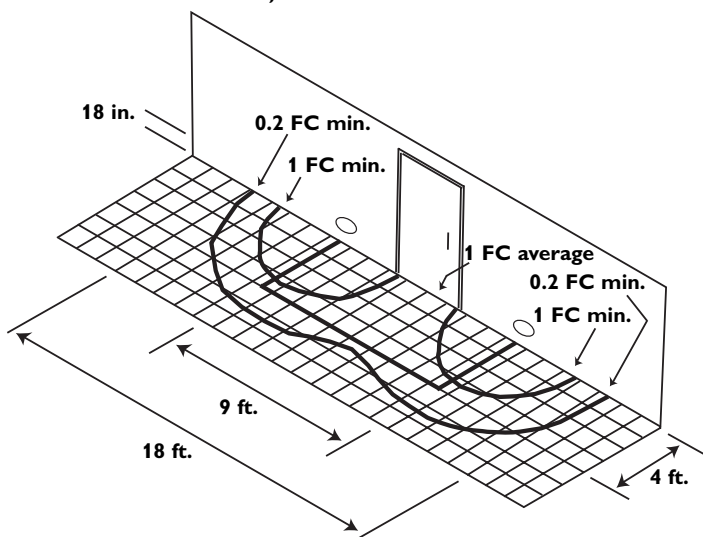


## Ordering Information

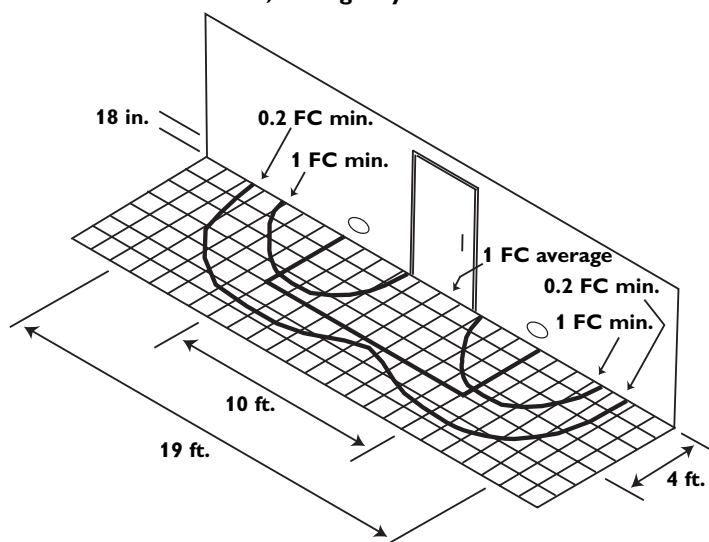
GR				SC		
SERIES	BATTERY	HOUSING FINISH	LED DESIGNATOR	MODEL DESIGNATOR	FACTORY INSTALLED OPTIONS	ACCESSORIES (Ordered Separately)
GR = Grafix Series White LED Luminaire	A = AC Only N = Nickel Metal Hydride Battery	W = White B = Black A = Aluminum G = Gunmetal BR = Ornamental Bronze AC = Aged Copper VG = Velvet Green N = Nickel GA = Granite	31K = 3,100 Kelvin 65K = 6,500 Kelvin	SC = Smart Charger Diagnostics	2CKT1 = Two-Circuit 120/120 VAC (AC only models) 2CKT2 = Two-Circuit 277/277 VAC (AC only models) CPR = Concrete-Pour Backbox, Rounded Trimplate <sup>1</sup> CPS = Concrete-Pour Backbox, Squared Trimplate <sup>1</sup> DC = Universal 12-48 VDC Remote Emergency Input (AC only models) EX = Special Input Transformer (specify voltage & frequency) <sup>2</sup> HR = Heater Option for -40°C to 40°C Ambient T = Self-Testing Diagnostics (nickel metal hydride units only) TA = Audible Self-Testing Diagnostics (nickel metal hydride units only)	SCIR = Smart Charger Infra-Red Remote T10TPTOOL = Tamperproof Driver and Bit RCPBBXX* = Concrete Pour Back Box, Rounded Trimplate SCPBBXX* = Concrete Pour Back Box, Squared Trimplate  * Fill in Housing Finish color for "XX" to order matching trimplate color.
<b>NOTE:</b> 1) Concrete-pour backboxes may be ordered for rough-in. See Accessories. If backboxes are installed, omit ordering with CPR/CPS. 2) Some options impact UL listing. Consult factory for specifics.						

## Optics (IES formatted files are available on-line)

### Wall Mounted 18" AFF, AC Mode



### Wall Mounted 18" AFF, Emergency Mode



\* The optics layout shown is intended to be used as reference only. Standard reflectances used were 80/50/20. LightGuard is not responsible for site specific conditions that may alter the results.

## Suggested Specification

Furnish and install LightGuard's emergency lighting model Grafix model \_\_\_\_\_. The unit shall be constructed to meet Underwriters Laboratories, Inc. Standard #924 and 1598 and must be installed to conform to Article 700 of the National Electrical Code (NEC).

**INSTALLATION AND OPERATION** – Unit shall be easily field connected to a 120 or 277 VAC, 60 Hz, unswitched power source. Installation must comply with the NEC as well as other applicable codes.

**CHARGER (Emergency Operation Only)** – All self-powered models shall be provided with LightGuard's Smart Charger diagnostics electronics platform. Smart Charger will detect and notify the installer regarding incorrect wiring of the transformer primary and will restrict the damaging effects on the printed circuit board. The Smart Charger electronics package shall provide continuous, real-time monitoring of all the critical equipment functions including, but not limited to: line voltage status and condition, charger fault, transfer fault, battery fault, and LED load fault and notify personnel with a visual indicator sequence. Optional audible diagnostics as well as self-testing diagnostics shall be available from the factory. The self-testing option shall satisfy the periodic testing requirements in NFPA 101, Life Safety Code as well as the International Building Code (IBC). The Smart Charger circuit shall continuously sample ambient temperature conditions and adjust the charging regime to compensate for typical and dramatic ambient conditions to maximize the life of the battery. An on-board IR receiver shall be standard and pre-programmed to operate from an optional IR user interface device (available as an accessory item). Upon utility power failure or brownout, the unit shall automatically provide emergency battery power and maintain the stated illumination level output wattage for a minimum period of 90 minutes. Upon restoration of utility power, the charging circuitry shall restore the battery to full charge within UL 924 requirements following a rated discharge of not more than 90 minutes.

**BATTERY (Emergency Operation Only)** – The battery shall be maintenance-free nickel metal hydride. The NiMH battery shall provide trouble-free operation in temperatures ranging from 32°F (0°C) to 104°F (40°C) in damp and wet location applications and -40°F (-40°C) to 104°F (40°C) when the heater option is specified. The battery shall be tested and recognized in accordance with the accelerated life testing requirements of the IEC. The battery shall be supplied with a five-year full warranty.

**ILLUMINATION** – Illumination shall be provided by two six-watt white LED modules driven in parallel and used in conjunction with a vacuum metallized polycarbonate reflector. Multiple fixtures shall produce an average of 1 footcandle of emergency illumination over a 4' x 10' egress path when placed at a mounting height of 18" AFF.

**HOUSING** – Housing construction shall be of premium die cast aluminum with a UV stabilized polycarbonate diffusing lens. The unit shall be available in multiple colors and finishes. The unit shall be wall mounted to standard 3 1/2" octagonal and single gang junction boxes. The unit shall also provide a knockout for surface conduit entry. A bar hanger kit shall be provided for recessed mounting. Exterior, recessed mount applications shall be ordered and installed with the UL-approved concrete-pour backbox option. The backbox shall be made available with the product, or ordered ahead of time for rough-in work. The width of the backbox replaces a standard cinder block.

ALL SPECIFICATIONS SUBJECT TO CHANGE WITHOUT NOTICE



272 West Stag Park Service Road • Burgaw, NC 28425  
(910) 259-1131 • FAX (800) 403-6927  
www.lightguard.com

L2601R6  
4/12 IH