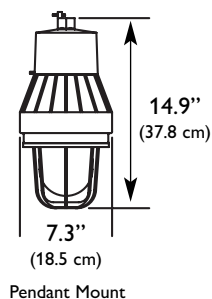


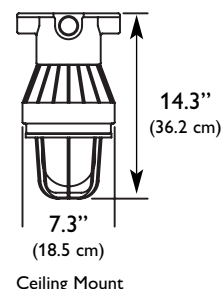
Explosion Proof Lighting Fixtures



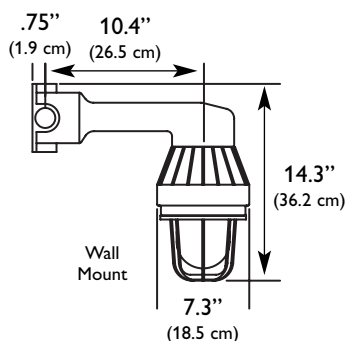
HAZP76



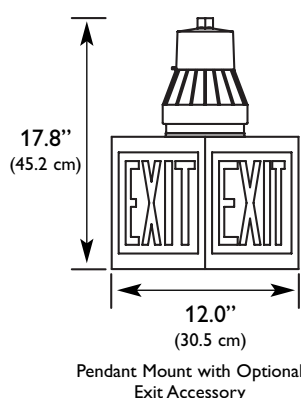
HAZC126



HAZW106



HAZP126 with EFK



INCANDESCENT: AC Only, Emergency Operation, or AC/Emergency Operation
COMPACT FLUORESCENT: AC Only or AC/Emergency Operation
UL Listed for Use in Hazardous Areas

HAZ Series Fixtures

- Copper-free aluminum construction
- High-impact, heat-resistant globe
- Cast aluminum globe guard
- Corrosion-resistant, epoxy powder coat finish
- Stainless steel external hardware
- Ceiling and wall mount fixture has universal junction box with four tapped holes for 3/4" rigid conduit (3 close-up plugs provided)
- Pendant mount fixture has 3/4" top hub
- Utilizes halogen incandescent or compact fluorescent lamps
- Optional exit accessory

Code Compliance

- UL listed for use in: Class I, Div. 1 & 2, Groups C & D; Class I, Zone 1 & 2, Groups IIB & IIA; Class II, Div. 1 & 2, Groups E, F & G; Class III, Div. 1 & 2
- Suitable for wet locations
- NEMA 3, 4, 4X
- Temperature performance ratings (maximum ambient temperature 160°C): P13, P26, 76, 106, 126, 1212 = T6

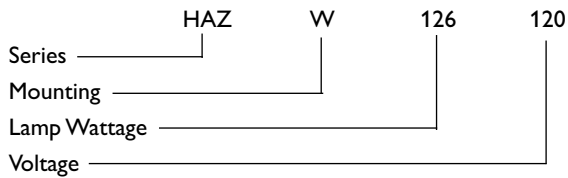
Dimensions are approximate and subject to change.

Ordering Information

HAZ				
SERIES	MOUNTING	LAMP WATTAGE	VOLTAGE ¹	ACCESSORIES (Ordered Separately)
HAZ = Hazardous Fixture	P = Pendant C = Ceiling W = Wall	AC Only Non-Emergency Blank = Incandescent P13 = 13 W Compact Fluorescent P26 = (2) 13 W Compact Fluorescent Emergency Only Incandescent 76 = 6 V, 7 W Halogen 106 = 6 V, 10 W Halogen 126 = 6 V, 12 W Halogen 1212 = 12 V, 12 W Halogen AC/Emergency Compact Fluorescent P7 = 7 W Compact Fluorescent ²	AC Only Incandescent Blank = AC Only Compact Fluorescent 120 = 120 VAC 277 = 277 VAC	AR = 25° Angle Dome Reflector EFK = Exit Accessory Kit (red letter only) OB3 = 3-Way Explosion Proof 3/4" Conduit Hub SDR = Straight Dome Reflector SEA = Swivel Elbow Arm for Use with Pendant Mount Fixture to Connect to OB3 or ESBS Unit

NOTES: 1) Voltage designation required only for non-emergency luminaires utilizing compact fluorescent lamps (not included). Incandescent, non-emergency models use (1) 150 W A19 lamp (not included). 2) For "Normally On" use exclusively with ESBSPN14 Emergency Power Unit. Maximum remote mount distance is 8 feet.

Ordering Example



Directional Head



EVLA12

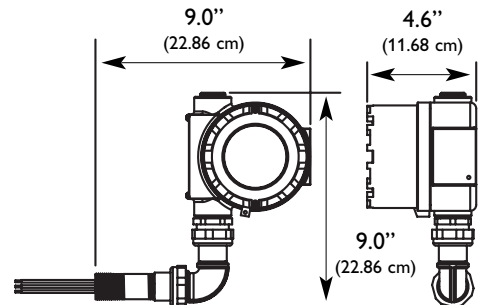
- Class I, Div. 1 & 2, Groups B⁺, C & D; Class II, Div. 1, Groups E, F & G; Class III; NEMA 3, 3R, 12
- Temperature performance ratings: Class I = T4A; Class II = T3B; Class III = T3B
- Maximum ambient temperature is 55°C
- Can be attached or remoted from ESBS50 or remoted from a non-hazardous area via a 12 VDC battery unit (i.e. B200)
- 12 V, 12 W halogen lamp included
- Fully adjustable head assembly
- Epoxy coated, copper-free cast aluminum construction

Ordering Information

(Ordered Separately)

⁺ To order for Group B, add suffix "GB"

SERIES
EVLA12⁺ = 12 V, 12 W Directional Head



ALL SPECIFICATIONS SUBJECT TO CHANGE WITHOUT NOTICE