

# LIGHTOLIER

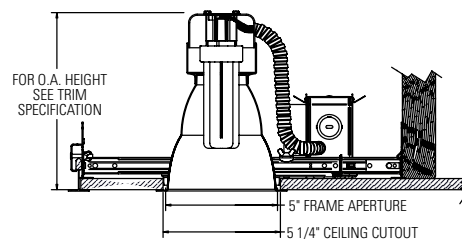
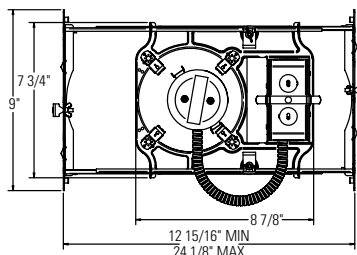
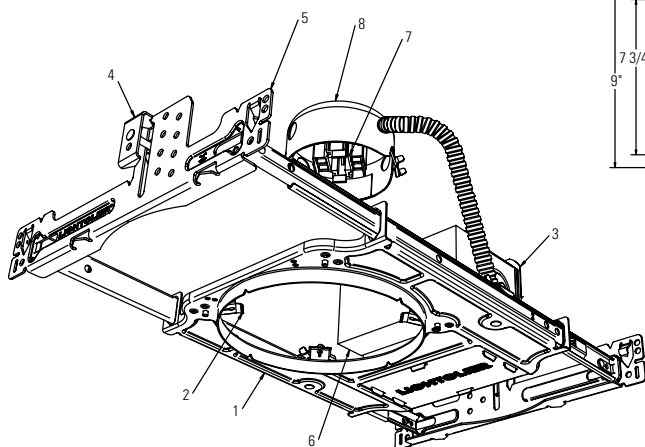
by  Signify

## Downlighting

Lytecaster CFL 5"

1001F 1 Light, Non-IC Frame

Project: \_\_\_\_\_  
 Location: \_\_\_\_\_  
 Cat.No: \_\_\_\_\_  
 Type: \_\_\_\_\_  
 Lamps: \_\_\_\_\_ Qty: \_\_\_\_\_  
 Notes: \_\_\_\_\_



Complete Fixture consists of Frame-In Kit and Reflector Trim. Select each separately.

| Uniframe™<br>Frame-In Kit  | Uniframe™ Compact Fluorescent Performance Series Reflector Trims |  |   |  |  |   |  |
|--|--|--|---|--|--|---|--|
|  | Vertical Open  | Vertical Wall Wash - Single  | Vertical Wall Wash - Double                           | Horizontal Open                                    | Horizontal Wall Wash - Single                            | Horizontal Wet Location Lensed / Diffused   | Horizontal Cross Blade   |
| <b>1001F13U</b><br>13w Quad/Triple<br>GX24q-1 Base<br>120v – 0.13amp max<br>277v – 0.06amp max<br><br><b>1001F18U</b><br>18w Triple<br>GX24q-2 Base<br>120v – 0.17amp max<br>277v – 0.08amp max<br><br><b>1001F26U</b><br>26w Triple<br>GX24q-3 Base<br>120v – 0.24amp max<br>277v – 0.11amp max | <b>1001CL</b><br><b>1001CD</b><br><b>1001WH</b>                  | <b>1001CLSW</b><br><b>1001CDSW</b><br><b>1001WHSW</b>                            | <b>1001CLDW</b><br><b>1001CDDW</b><br><b>1001WHDW</b> | <b>1001HCL</b><br><b>1001HCD</b><br><b>1001HWH</b> | <b>1001HCLSW</b><br><b>1001HCDSW</b><br><b>1001HWHSW</b> | Clear Lens<br><b>1001HCLC</b><br><b>1001HCDC</b><br><b>1001HWHC</b><br><br>Opal Lens<br><b>1001HCLO</b><br><b>1001HCDO</b><br><b>1001HWHO</b> | <b>1001HCLF</b><br><b>1001HCDF</b><br><b>1001HWHF</b><br><br><b>1001HACB</b><br><b>1001HWHCB</b> |
| <b>Universal Series Reflector Trims</b> (Reference Trim Spec Sheet for Recommended Lamping)  |  |  |   |  |  |   |  |
|  | Performance Cone   | Cone   | Satin Cone  | Baffle   | Wall Wash  | Wet Location  |  |
|  | 1013CFL<br>1013CDCFL   | 1012*<br>1013*<br>1013BK*<br>1013WH<br>1013CD*<br>1071<br>1045<br>1046<br>1046CD | 1008*<br>1010*  | 1005*<br>1005BNM<br>1005WH<br>1076<br>1076VWH      | 1035<br>1035WH<br>1085<br>1095<br>1096<br>1096CD         | 1021**<br>1024<br>1078  |  |

\*Add NM suffix to catalog number for Natural Metal flange and finish.

\*\*Only compatible with 13W and 18W Quad Lamps.

# 1001F Lytecaster CFL 5"

## 1 Light, Non-IC Frame

### Features

1. **Mounting Frame:** .036" (#20ga.) Galvanized Steel. Accommodates all ceilings up to 1 1/2" thick; including existing or inaccessible areas.
2. **Trim Clips:** "Push In / Twist Out" Stainless Steel clips hold reflector flush to ceiling.
3. **Junction Box:** 2" x 4" x 3-1/2" (22cu.in.) .032" (#22ga.) galvanized steel. UL Listed for maximum of 8 (#12ga.) through branch circuit conductors.
4. **UniFrame™ Mounting System – Grid Ceiling:** Tool free mounting in grid ceilings. .036" (20ga.) Galvanized Steel interlocking slide bars adjust to 24-1/8" long accommodating 24" O.C. Ceiling Grid. Adjustable speed clamps for positive attachment to grid ceiling systems.
5. **UniFrame™ Mounting System – Wood Joist Ceiling:** Integral nailing tabs, alignment guides, fastener holes and bendable strapping guides for wood joist installation. Galvanized Steel interlocking slide bars adjust from 12-15/16" to 24-1/8" long to accommodate 16" and 24" O.C. joist spacing, with or without strapping.

6. **Ballast:** 120V – 277V UL Listed Electronic Ballast, end of lamp life protection, class "P" thermally protected, class "A" sound rating.
7. **Socket:** Four-pin base, molded thermoplastic socket, prewired with No. 18 AWM leads to ballast.
8. **Socket Housing:** .036" (#20ga.) Galvanized Steel housing attaches to reflector trim by spring clip for precise optic alignment.

### Labels

**cULus Listed.** Suitable for Damp Locations. I.B.E.W.

### Accessories

1967B Extra Thick Ceiling Adapter (2" thk)

