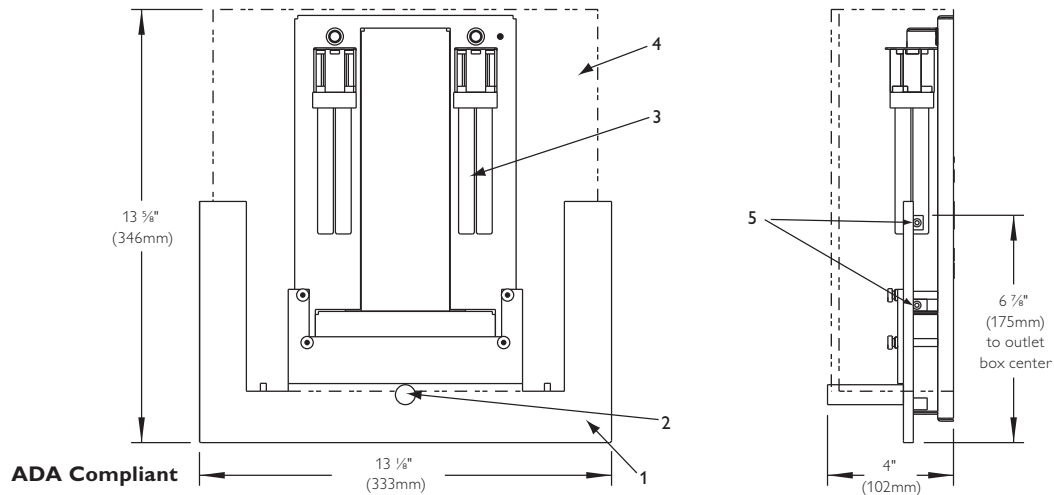


Decorative, Bowshield, Wall Mounted INC

Page 1 of 3



Complete Luminaire consists of Diffuser and Backplate Assembly. Order each separately.

Diffuser Ordering Information

Catalog No.		Pattern/Description/Color
40871		Rolled "rain" pattern texture, silk-screened white/clear
40865		Three dimensional "squares" white/clear silk-screened pattern
40862		"Ceramic white" silk-screened and sandblasted

Backplate Assembly Ordering Information

Catalog No.	Finish	Catalog No.	Finish	Lamps	Ballast Type	Input Wattage
40828U	Satin Brass	40829U	Satin Nickel	2x18W Quad	1-2 Lt. Electronic	120/277V
40828D1	Satin Brass	40829D1	Satin Nickel	4-Pin G24Q-2 base CF18DD/E/ PL-C18W/*4P F18DBX/*ECO 4P	1-2 Lt. Electronic Dimmable	120V

*Designates manufacturers color temperature.

Job Information Type:

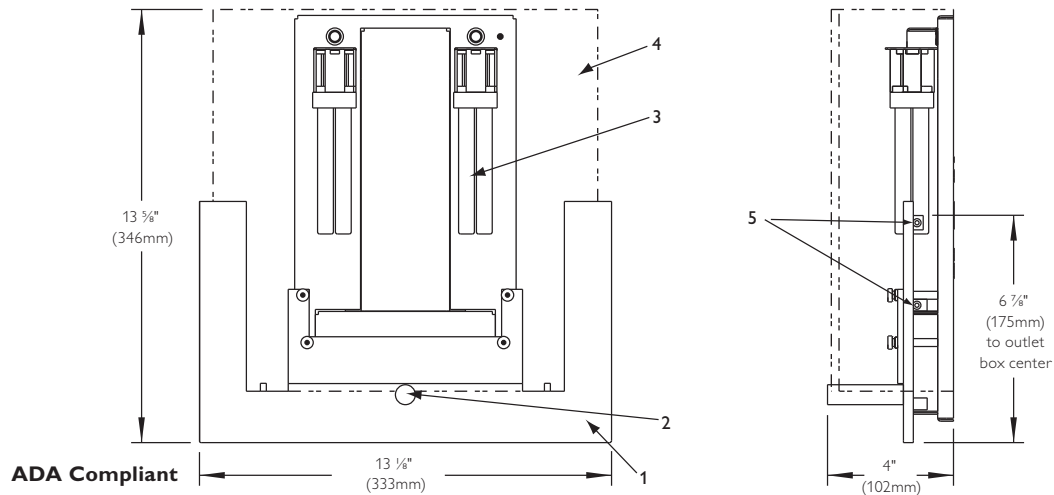
Job Name:

Cat. No.:

Notes:

Decorative, Bowshield, Wall Mounted INC

Page 2 of 3

**Features**

- 1. Diffuser Holder:** Die-cast zinc alloy. Satin brass or satin nickel finish with clear lacquer.
- 2. Diffuser Support Peg:** Turned brass. Satin brass or satin nickel finish with clear lacquer.
- 3. Lamps:** Quad tube compact fluorescent, by others. See chart at right for wattage and base type.
- 4. Diffuser:** 6mm thick (Max.) Glass. See chart on page 1 for options.
- 5. Screw:** Nylon. 8-32. To secure diffuser.

Mounting

Mounts directly to 4" outlet box or switch box, using wallplate supplied.

Electrical

Ballasts:	Electronic	Electronic
	120V/277V Unv.	120V Dimmable
Total Input Watts:	40	34
Ma. Line Current:	.34/.15	0.28
Power Factor:	>.98	High
Ballast Factor:	>.98	0.8-0.9
THD:	<10%	<10%
Starting Temp:	-18°C (0°F)	50°F

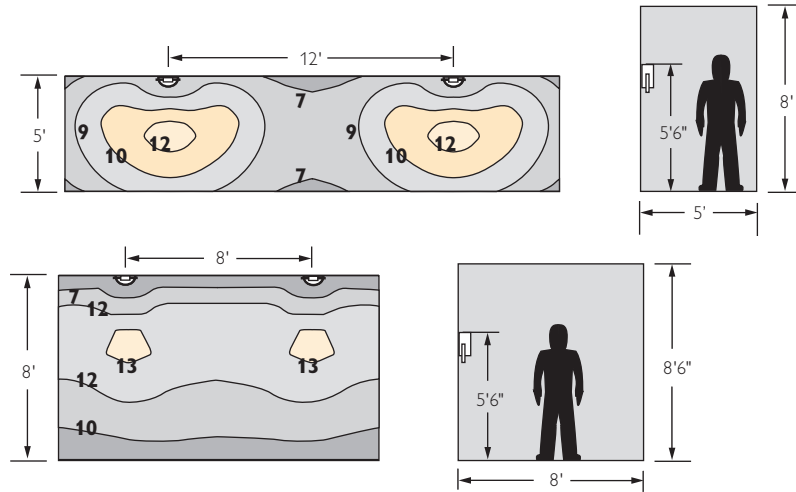
Labels

UL listed. Suitable for damp locations.

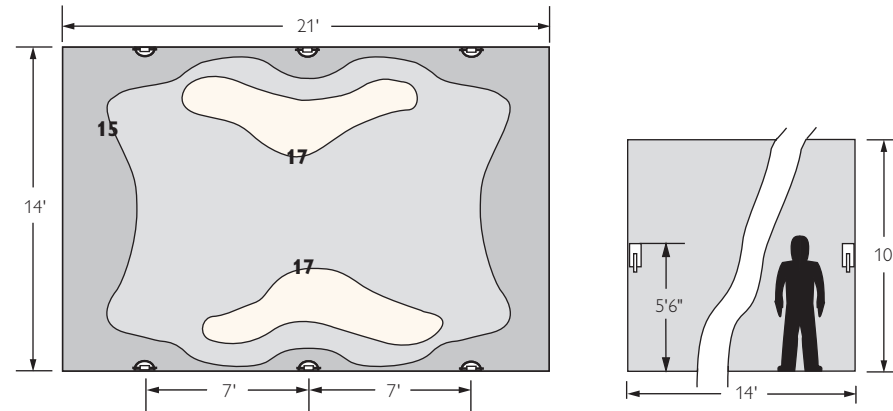
Job Information	Type:
------------------------	--------------

PHILIPS
LIGHTOLIER

Hallway / Footcandles



Vestibule / Conference Room / Footcandles



Reflectances

80% ceiling / 50% wall / 20% floor
Footcandles are on floor.

Multiplier Factors

Data shown is based on an "All White" lightshield.

Lamp Specification

Lamp	Average Initial Lumens	Average Life Hrs.
18W QT	1250	10,000

Annual Energy Cost Savings

Compact Fluorescent	vs. Incandescent	24 hrs./day	10 hrs./day
2- 18W QT	2-60W T10	\$68	\$29@10¢/KWH



Philips Lightolier
e: lol.webmaster@philips.com
t: (508) 679-8131
w: www.lightolier.com

40829U May 9, 2011

Specifications are subject to change without notice.
© Koninklijke Philips Electronics N.V., 2010. All rights reserved.

Job Information Type: