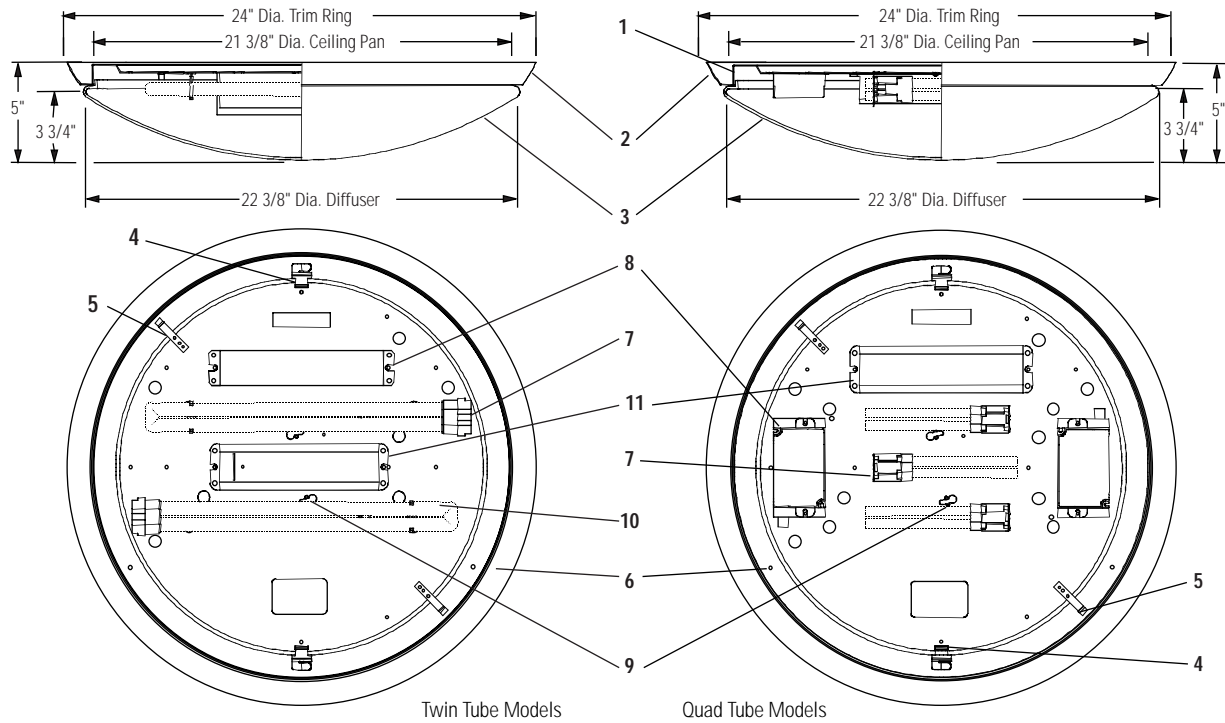




Decorative Lumidome™ Contemporary 5243



Ordering Information:

Cat. No.	Diameter	Depth	Finish	Voltage	Lamps												
5243SA239U	24"	5"	Satin Aluminum	120V/277V	2) 36/39W Twin Tube 4-Pin Compact Fluorescent (2G11 base) <table border="1"> <tr> <td></td> <td>General Electric</td> <td>Osram/Sylvania</td> <td>Philips</td> </tr> <tr> <td>36W</td> <td>-</td> <td>FT36DL / *</td> <td>PL-L36W / *</td> </tr> <tr> <td>39W</td> <td>F39/36BX/SPX *</td> <td>-</td> <td>-</td> </tr> </table>		General Electric	Osram/Sylvania	Philips	36W	-	FT36DL / *	PL-L36W / *	39W	F39/36BX/SPX *	-	-
	General Electric	Osram/Sylvania	Philips														
36W	-	FT36DL / *	PL-L36W / *														
39W	F39/36BX/SPX *	-	-														
5243SB239U	24"	5"	Satin Brass	120V/277V													
5243SA326U	24"	5"	Satin Aluminum	120V/277V	(3) 26W Quad Tube 4-Pin (G24q-3 base) <table border="1"> <tr> <td></td> <td>General Electric</td> <td>Osram/Sylvania</td> <td>Philips</td> </tr> <tr> <td></td> <td>F26DBXT4/SPX * /4P</td> <td>CF26DD/E/*</td> <td>PL-C26W/ * /4P</td> </tr> </table>		General Electric	Osram/Sylvania	Philips		F26DBXT4/SPX * /4P	CF26DD/E/*	PL-C26W/ * /4P				
	General Electric	Osram/Sylvania	Philips														
	F26DBXT4/SPX * /4P	CF26DD/E/*	PL-C26W/ * /4P														
5243SB326U	24"	5"	Satin Brass	120V/277V													

Features

- Ceiling Pan:** Die-formed 16 ga. aluminum.
- Trim Ring:** Die formed 20ga. steel.
- Diffuser:** Formed white translucent acrylic.
- Bracket:** (2) Twist-lock fastener.
- Stop:** Formed 18 ga. galvanized steel.
- Mounting Holes:** (3) 3/16" Dia., 120° apart on a 20 1/4" Dia. Bolt circle.
- Lamp Socket:** See Lamps.
- Ballast:** See Electrical/Ballast
- Keyhole Mounting Slots:** (2) for direct mounting to 4" octagonal outlet box.
- Lamp Support Clip:** (2) on Twin Tube Series only.
- Emergency Lighting:** Add suffix E
(See Specification Sheet SU-EM)

Electrical/Ballast

	36/39W Electronic 120V	36/39W Electronic 277V	26W Electronic 120/277V
Total Input Watts	65	75	85
Max. Line Current (Amps)	.51	.27	.73 / .34
Power Factor	> .98	> .98	> .98
Ballast Factor	1.12	1.09	1.0
THD	< 10%	< 10%	< 10%
Min. Starting Temps.	-20°C (-4°F)	-20°C (-4°F)	-20°C (-4°F)

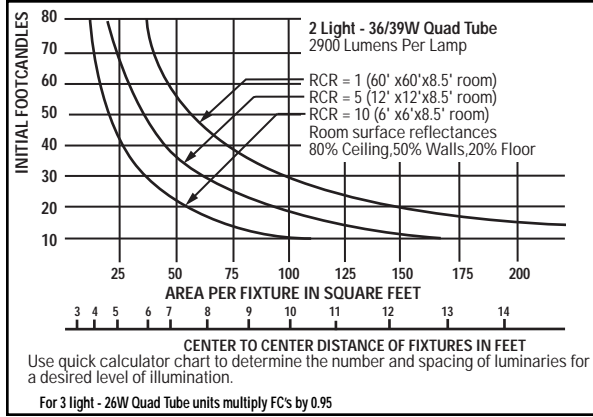
Labels

UL Listed, Suitable for Damp Locations.
 tUL Listed, (for Indoor Dry Locations only).

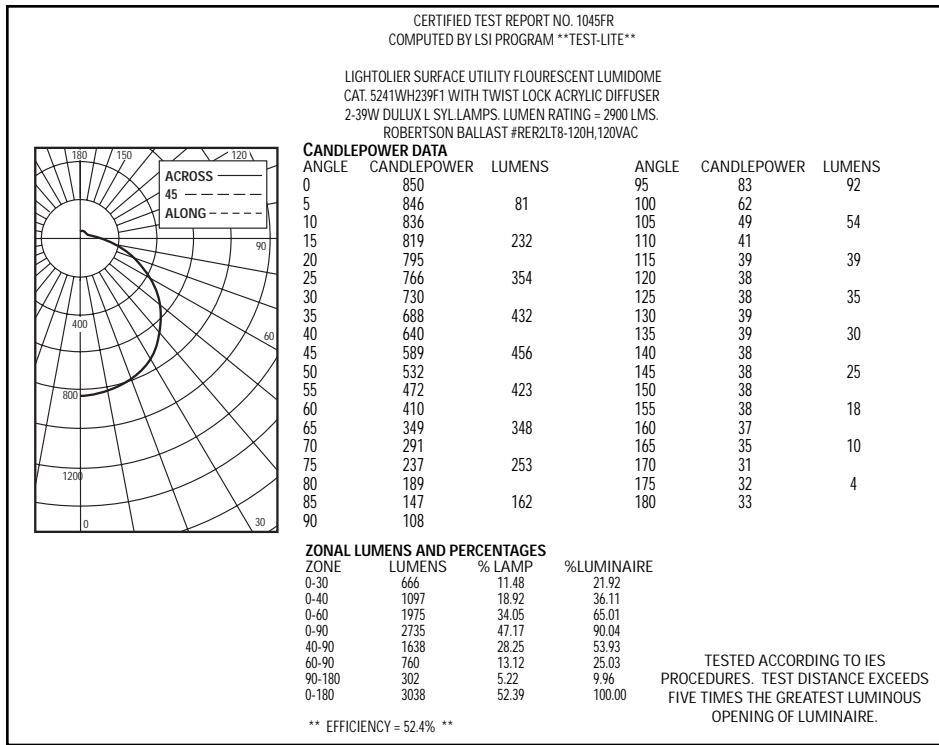
Job Information	Type:
Job Name:	
Cat. No.:	
Lamp(s):	
Notes:	

Lightolier a Genlyte company www.lightolier.com
 631 Airport Road, Fall River, MA 02720 • (508) 679-8131 • Fax (508) 674-4710
 We reserve the right to change details of design, materials and finish.
 © 2005 Genlyte Group LLC • B0305

LIGHTOLIER



SPACING RATIO = 1.3



COEFFICIENTS OF UTILIZATION ZONAL CAVITY METHOD
%EFFECTIVE FLOOR CAVITY REFLECTANCE = .20

ROOM CAVITY RATIO	80			70			50			30			10			0
	50	30	10	50	30	10	50	30	10	50	30	10	50	30	10	
1	.53	.50	.48	.51	.49	.47	.48	.46	.44	.45	.43	.42	.42	.41	.40	.38
2	.46	.42	.39	.44	.41	.38	.42	.39	.37	.39	.37	.35	.37	.35	.33	.32
3	.40	.36	.33	.39	.35	.32	.37	.33	.31	.35	.32	.29	.33	.30	.28	.27
4	.36	.31	.28	.35	.31	.27	.33	.29	.26	.31	.28	.26	.29	.27	.25	.23
5	.32	.27	.24	.31	.27	.23	.29	.26	.23	.28	.24	.22	.26	.24	.21	.20
6	.29	.24	.21	.28	.23	.20	.26	.23	.20	.25	.22	.19	.24	.21	.18	.17
7	.26	.21	.18	.25	.21	.17	.24	.20	.17	.22	.19	.16	.21	.18	.16	.15
8	.23	.19	.16	.22	.18	.15	.21	.18	.15	.20	.17	.15	.19	.16	.14	.13
9	.21	.17	.14	.21	.16	.14	.19	.16	.13	.19	.15	.13	.18	.15	.12	.11
10	.19	.15	.12	.19	.15	.12	.18	.14	.12	.17	.14	.11	.16	.13	.11	.10

DETERMINED IN ACCORDANCE WITH CURRENT IES PUBLISHED PROCEDURES
For 3 light - 26W Quad Tube units multiply CU's by 0.95

Job Information Type:

Lightolier a Genlyte company www.lightolier.com
631 Airport Road, Fall River, MA 02720 • (508) 679-8131 • Fax (508) 674-4710
We reserve the right to change details of design, materials and finish.
© 2005 Genlyte Group LLC • B0305

LIGHTOLIER