

Ceiling Cutout: 8" (203 mm) Dia.

Reflector Trim	Frame-In Kit
8037CLW Clear Iridescence Free, White Flange 8037CLP Clear Iridescence Free, Polished Flange 8037CL Clear Iridescence Free, Molded Trim Ring 8037 <input type="checkbox"/> Add suffix. See options for other finishes.	S7126BU 7" aperture, 1 lamp 26W Triple Tube CFL (120/277V) 4-Pin (Amalgam) S7132BU 7" aperture, 1 lamp 26/32W Triple Tube CFL (120/277V) 4-Pin (Amalgam) S7142BU 7" aperture, 1 lamp 26/32/42W Triple Tube CFL (120/277V) 4-Pin (Amalgam) Dimming Options: S7132B <input type="checkbox"/> or S7142B <input type="checkbox"/> CU3 Lightolier PowerSpec 3% Dimming (120/277V) J1LD3 Lutron 5% Dimming (120V) J2LD3 Lutron 5% Dimming (277V) JUM7 Mark 7 Dimming (120/277V) J1MX Mark 10 Dimming (120V) J2MX Mark 10 Dimming (277V) Other dimming product available, please consult factory
Remodeler Frame-In Kits	
7126BURM	7" aperture, 1 lamp 26W Triple Tube CFL (120/277V) 4-Pin (Amalgam)
7132BURM	7" aperture, 1 lamp 26/32W Triple Tube CFL (120/277V) 4-Pin (Amalgam)
7142BURM	7" aperture, 1 lamp 26/32/42W Triple Tube CFL (120/277V) 4-Pin (Amalgam)

Features

- Reflector:** 16 ga. Alzak® aluminum, 55° visual cutoff to lamp and lamp image, wide distribution. Iridescence Free finish. Self-flanged or flangeless with molded white trim ring (field paintable).
- Socket Cup:** Snaps onto reflector neck to assure consistently correct optical alignment without tools.
- Retaining Springs:** Precision-tooled steel friction springs secure reflector to mounting frame for quick, tool-less installation.
- Mounting Brackets:** 16 ga. steel. Adjust from inside of fixture. Use 3/4" or 1 1/2" lathing channel, 1/2" EMT, or optional mounting bars.
- Ballast/J-Box:** Outboard mounted to reduce heat transfer and maintain lamp efficacy and life. Service from below without tools.

Electrical

Note: Note: For ballast electrical data and latest lamp/ballast compatibility refer to "Ballast" specification sheet for complete electrical data.

UL Listed for through branch circuit wiring with max of (8) No 12 AWG, 90 degree C supply conductors.

Options and Accessories

Comfort Clear™ Finishes ¹	Other Finishes
Clear CCL	White WH
Diffuse CCD	Multigroove MG
Champagne Bronze CCZ	

¹Specify desired flange

W White, **P** Polished

Blank - Molded Ring

Options and Accessories (continued)

Emergency	Add suffix EM*
Chicago Plenum	Add suffix LC
Existing/Thk. Ceiling	FA EC7*
Emergency Ltg. Kit	FA EM3E*
	FA EM4E*

Fuse (Slow Blow) Add Suffix **F**

*See Spec. Sheets: FAEC, FAEM

Mounting Bars & Accessories; see Specification Sheet MBA.

Sloped Ceiling Adapters; see Specification Sheet SCA.

Labels

UL listed for damp locations, I.B.E.W.

Alzak® is a registered trademark of ALCOA

Job Information	Type:
Job Name:	
Cat. No.:	
Lamp(s):	
Notes:	

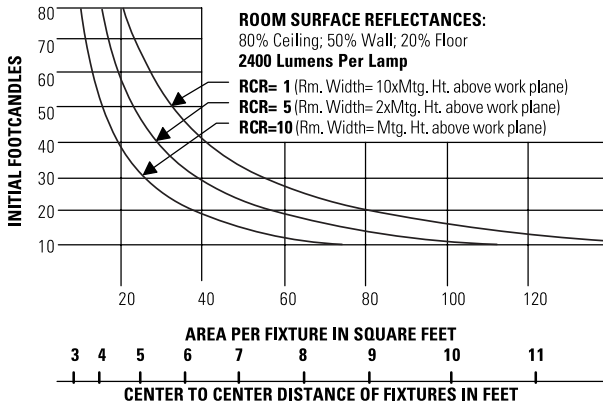
631 Airport Road, Fall River, MA 02720 • (508) 679-8131 • Fax (508) 674-4710

We reserve the right to change details of design, materials and finish.

www.lightolier.com © 2009 Philips Group • B0209

32W

Quick Calculator



This quick calculator chart determines the number and spacing of 1 ft.- 32W PL-T units with clear reflector, for any level of illumination.

Spacing Ratio = 1.3

Report No.: LRL 796-1G

PREPARED BY: LIGHTING RESEARCH LABORATORY, INC

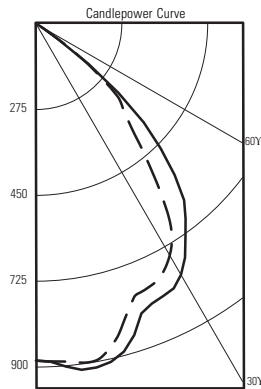
PREPARED FOR: LIGHTOLIER

DESCRIP.: 7-3/8" dia. x 7" Ht. recessed downlight

- open bottom spun semispecular reflector; tilted horizontal lamp

BALLAST: LIGHTOLIER GLT423-120I.

LAMPS: 1 PLT-32W rated at 2400 LUMENS.



ZONE DEG.	CANDLEPOWER				
	0	22	45	67	90
90	0	0	0	0	0
85	0	0	1	1	1
80	1	1	1	1	1
75	1	2	2	2	2
70	2	2	3	3	3
65	4	4	4	4	4
60	9	9	10	11	10
55	70	67	71	73	69
50	235	247	270	282	282
45	328	333	377	430	462
40	437	461	534	572	604
35	598	585	632	654	683
30	701	656	665	728	760
25	746	728	749	784	788
20	759	802	807	811	808
15	841	893	894	892	890
10	897	921	919	916	915
5	889	892	895	899	902
0	883	883	883	883	883

ZONE	LUMENS	%BARE LAMP	%LUMINAIRE
0-30	681	28.4	46.3
0-40	1069	44.6	72.7
0-60	1463	61.0	99.5
0-90	1470	61.3	100.0
40-90	401	16.7	27.3
60-90	7	0.3	0.5
90-120	0	0.0	0.0
90-150	0	0.0	0.0
90-180	0	0.0	0.0
0-180	1470	61.3	100.0

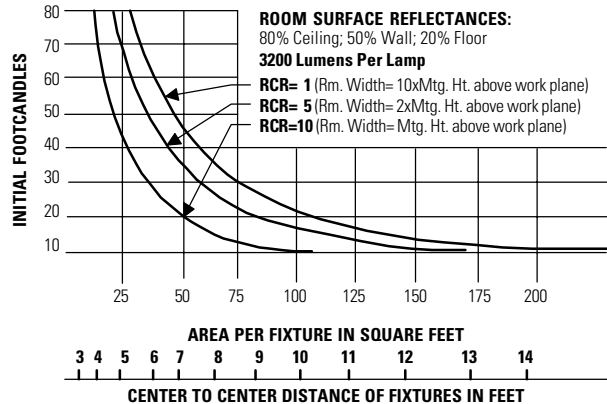
Coefficients Of Utilization

ROOM CAVITY RATIO	% EFFECTIVE CEILING CAVITY REFLECTANCE																	
	80			70			50			30			10			0		
	50	30	10	50	30	10	50	30	10	50	30	10	50	30	10	50	30	10
1	.67	.65	.63	.65	.64	.62	.63	.61	.60	.60	.59	.58	.58	.58	.57	.56		
2	.61	.58	.55	.60	.57	.55	.58	.55	.54	.56	.54	.52	.54	.53	.51	.50		
3	.55	.52	.49	.55	.51	.49	.53	.50	.48	.51	.49	.47	.50	.48	.46	.45		
4	.51	.47	.44	.50	.46	.43	.49	.45	.43	.47	.45	.42	.46	.44	.42	.41		
5	.47	.42	.39	.46	.42	.39	.45	.41	.39	.44	.41	.38	.43	.40	.38	.37		
6	.43	.38	.35	.42	.38	.35	.41	.38	.35	.40	.37	.35	.39	.37	.34	.33		
7	.39	.35	.33	.39	.35	.32	.38	.34	.32	.37	.34	.31	.37	.34	.31	.30	.25	
8	.36	.32	.29	.36	.32	.29	.35	.32	.29	.35	.31	.29	.34	.31	.29	.28		
9	.34	.30	.27	.33	.29	.27	.33	.29	.27	.32	.29	.26	.32	.29	.26	.25		
10	.31	.27	.25	.31	.27	.24	.31	.27	.24	.30	.27	.24	.30	.26	.24	.23		

20% FLOOR CAVITY REFLECTANCE

42W

Quick Calculator



This quick calculator chart determines the number and spacing of 1 ft.- 42W PL-T units with clear reflector, for any level of illumination.

Spacing Ratio = 1.4

Report No.: LRL 796-1F

PREPARED BY: LIGHTING RESEARCH LABORATORY, INC

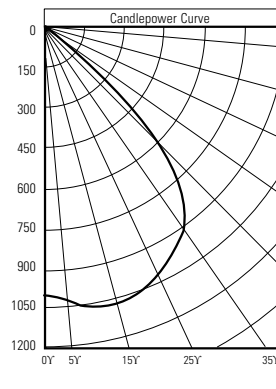
PREPARED FOR: LIGHTOLIER

DESCRIP.: 7-3/8" dia. x 7" Ht. recessed downlight

- open bottom spun semispecular reflector; tilted horizontal lamp

BALLAST: LIGHTOLIER GLT423-120I.

LAMPS: 1 PLT-42W rated at 3200 LUMENS.



ZONE DEG.	CANDLEPOWER				
	0	22	45	67	90
90	0	0	0	0	0
85	1	1	1	1	1
80	1	1	1	1	1
75	3	3	3	3	3
70	3	3	3	3	3
65	4	4	4	4	4
60	9	9	9	9	9
55	93	99	80	77	78
50	436	409	436	398	413
45	634	622	634	663	680
40	737	758	800	850	850
35	866	905	920	951	948
30	975	964	923	1022	1049
25	1045	1050	1030	1066	1103
20	1053	1070	1077	1117	1148
15	1074	1097	1148	1141	1176
10	1046	1076	1091	1099	1121
5	1004	1009	1017	1021	1020
0	1002	1002	1002	1002	1002

ZONE	LUMENS	%BARE LAMP	%LUMINAIRE
0-30	896	28.0	42.8
0-40	1465	45.8	70.0
0-60	2084	65.1	99.6
0-90	2092	65.4	100.0
40-90	627	19.6	30.0
60-90	8	0.3	0.4
90-120	0	0.0	0.0
90-150	0	0.0	0.0
90-180	0	0.0	0.0
0-180	2092	65.4	100.0

Coefficients Of Utilization

ROOM CAVITY RATIO	% EFFECTIVE CEILING CAVITY REFLECTANCE																	
	80			70			50			30			10			0		
	50	30	10	50	30	10	50	30	10	50	30	10	50	30	10	50	30	10
1	.72	.70	.69	.71	.69	.68	.68	.67	.66	.65	.64	.64	.63	.62	.62	.61		
2	.67	.64	.62	.66	.63	.61	.64	.62	.60	.62	.60	.59	.60	.59	.57	.56		
3	.62	.59	.56	.61	.58	.56	.60	.57	.55	.58	.56	.54	.57	.55	.53	.52		
4	.57	.54	.51	.57	.53	.50	.55	.52	.50	.54	.51	.49	.53	.50	.49	.48		
5	.53	.49	.46	.53	.49	.46	.51	.48	.46	.50	.47	.45	.49	.47	.45	.44		
6	.49	.45	.42	.49	.45	.42	.48	.44	.42	.47	.44	.41	.46	.43	.41	.40		
7	.45	.41	.38	.45	.41	.38	.44	.40	.38	.43	.40	.37	.42	.40	.37	.36		
8	.42	.37	.34	.41	.37	.34	.40	.37	.34	.40	.36	.34	.39	.36	.34	.33		
9	.38	.34	.31	.38	.34	.31	.37	.33	.31	.36	.33	.30	.36	.33	.30	.29		
10	.33	.29	.26	.33	.29	.26	.32	.28	.26	.32	.28	.25	.31	.28	.25	.24		

20% FLOOR CAVITY REFLECTANCE

Job Information Type:

631 Airport Road, Fall River, MA 02720 • (508) 679-8131 • Fax (508) 674-4710
We reserve the right to change details of design, materials and finish.
www.lightolier.com © 2009 Philips Group • B0209