

## Ordering information

<b>AG</b>	<b>M</b>	<b>4</b>	<b>P</b>	<b>GR</b>	<b>DS</b>	<b>3</b>	<b>28</b>	<b>UNV</b>	<b>PG</b>	
Family	Type	Luminaire Length	Mounting	Housing Finish	Wiring	Lamp Qty in a cross section	Lamp	Voltage	Ballast	Options
<b>AG:</b> Agili-T	<b>M:</b> Direct-Indirect with Independent Compartments (Multiple Optics) & Louvers	<b>4:</b> 4' <b>8:</b> 8'	<b>P:</b> Pendant (Compatible with Wall & Furniture Mounting Systems)	<b>GR:</b> Titanium <b>WH:</b> White	<b>DS:</b> Double-circuit <b>DN:</b> Double-circuit Network-Ready <b>DI:</b> Single-feed Double-circuit Network <b>DG:</b> Group-feed Double-circuit Network	<b>3</b> 3 (1 lamp up, 2 lamps down)	<b>28:</b> 28W T5 <b>54:</b> 54W T5HO	<b>120:</b> 120V <b>277:</b> 277V <b>347:</b> 347V <b>UNV:</b> Universal Voltage 120/277V	<b>DW:</b> iGEN DALI Addressable T5/T5HO with Network-2 MultiSense Integral Motion Sensor (120 or 277V only) <b>DA:</b> iGEN DALI Addressable T5/T5HO (UNV only) <b>PG:</b> Electronic Program Start T5/T5HO	

Note : Luminaire comes without end-caps


## Features

- Direct-Indirect 66.2% efficient (54% up, 46% down) using T5 lamp technology (3xF28T5).
- Separate optics for maximum control options.
- Ultra-Light construction (4' luminaire less than 12 lb / 5.5 kg) favors mobility, adds installation and remodeling convenience.
- Wide indirect distribution for uniform ceiling luminance.
- Trouble-free luminaire-to-luminaire connectability and luminaire-to-end-cap installation.
- Special die-cast aluminum joining mechanism providing continuous trouble-free, simultaneous mechanical and electrical connections (plus network connections on Agili-T Network version), as well as no-hassle end-cap installation.
- Built-in network connectors and wiring (Agili-T Network).

## Construction

- One-piece aluminum extrusion
- Highly resistant composite plastic end-cap
- Optic made of highly reflective matte aluminum
- Unique contoured louver design with integral light stop

## Fixture lengths & mounting locations



Pendants measure exactly 48" or 96" (plus end-caps) to facilitate installation.

- \*\* If electrical junction box is needed to connect emergency wiring, order AGEb, AGES or AGEo.
- \*\*\* 18-gauge wire. Maximum of 10A per breaker. 2 circuits using 2 breakers with common neutral.
- ▼ For maximum flexibility, DS & DN wiring options include continuous 2-circuit wiring: one circuit for upper compartment, one circuit for lower compartment (single and double compartment luminaires can be mixed).
- End-cap Row Joiners:  
L: Order 1 Power Feed Suspension Kit and 1 Suspension Kit per luminaire + 1,  
T: Order 2 Power Feed Suspension Kit and 1 Suspension Kit per luminaire + 1,  
X: Order 2 Power Feed Suspension Kit and 1 Suspension Kit per luminaire + 2
- † Listed as a standard electrical box for through-branch wiring.
- †† Consult your Lightolier representative for other adapter shapes.

## Electrical

- AGM with PG ballast code comes with one ballast (for upper compartment) and one 2-lamp ballast (for lower compartment) per 4' of luminaire.
- Standard product offering (DS and DN version, 120V and 277V only) includes continuous 2-circuit wiring, one circuit for the upper compartment (if applicable) and one circuit for the lower compartment (if applicable). Single and double compartment luminaires can be mixed.
- DA and DW available with Agili-T Network only.
- Integrated quick connectors for power and network cable (Agili-T Network only) and auto plug-in connections between luminaires.
- 18-gauge wire, maximum 10A per circuit.

## Mounting

- Suspension points on module: every 4' (4' luminaire) or every 8' (8' luminaire.)
- Fast installation using mounting clip for Standard T-bar and Slim T-bar or for Slot T-bar (see last page).

## Finish

- Seamless color and texture finish between luminaire and end-caps.
- Available with textured (white or titanium) high resistant powder-based coating.

## Options and accessories

- Emergency circuiting

## Labels



## Job Information

## Type:

**Job Name:**

**Cat. No.:**

**Lamp(s):**

**Notes:**

## Separate Optics

AGM features separate optics enabling the independent lighting control of upper and lower AGM compartments, whether the luminaire is installed individually or in a row.


### INDIVIDUAL CONTROL

- One circuit for AGM upper compartment controls 1 ballast and 1 T5 lamp for indirect lighting ( per 4' of luminaire).
- One circuit for AGM lower compartment controls 1 ballast and 2 T5 lamps for direct lighting ( per 4' of luminaire).
- Two ballasts allow independent control of compartments (e.g. uniform ceiling luminance and no direct light).
- Separate dimming of compartments available with Agili-T Network version.

### CONTINUOUS-ROW CONTROL

All Agili-T luminaires are available with double-circuit wiring (suffixes DS and DN). When AGM is installed in a row with other Agili-T luminaires, the two continuous-wired circuits maintain the integrity of separate controls for the AGM luminaire.

- Rows combining AGM and AGU useful for applications requiring specially located direct light for task illumination.
- When the upper-compartment circuit is switched on, upper-compartment lighting for the entire row is activated.
- When the lower-compartment circuit is switched on, lower-compartment lighting for the entire row is activated.
- Mixed rows including different models of Agili-T Network enable precise control of each circuit in each luminaire.



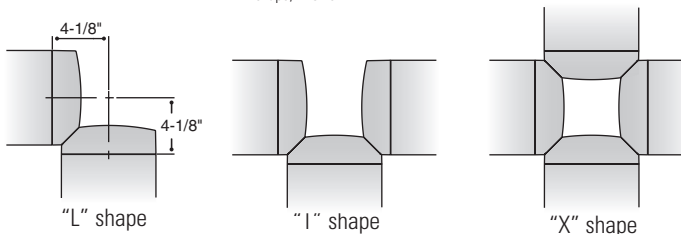
## Agili-T Accessories

### Suspension Kit

AG	AC	24	X	G
Family	Type	Suspension Length	End-cap Color	Canopy Color
AG: Agili-T	AC: Aircraft cable, canopy and joiner mechanism	24: Adjustable 6- 24" 36: Adjustable 6- 36"	X: N/A	G: Titanium W: White

### End-cap Row Joiners

AG	CG	L	DS
Family	Type	Shape	Wiring†
AG: Agili-T	CG: Titanium CW: White	L: 90° "L" shape, 2 rows T: "T" shape, 3 rows X: "X" shape, 4 rows	DS: Double-circuit DN: Double-circuit Network



### Power Feed Suspension Kit\*

AG	EC	24	G	G	UNV	DS
Family	Type	Suspension Length	End-cap Color	Canopy Color	Voltage	Wiring†
AG: Agili-T	EC: End-caps (2), aircraft cable, canopy, joiner mechanism	24: Adjustable 6- 24" 36: Adjustable 6- 36"	G: Titanium W: White	G: Titanium W: White	347: 347V Cable UNV: 120/277V	DS: Double-circuit DN: Double-circuit Network-Ready

### Mounting Elements (T-bar Clip)

AGTB	One-piece T-bar wraparound clip for standard T or narrow T
AGSB	One-piece T-bar wraparound clip for slot T (consult your Lightolier representative for availability)
AGOG	Off-grid holding bar
AGEB†	One-piece T-bar wraparound clip for standard T or narrow T with integrated easy-access Lightolier electrical box
AGES†	One-piece T-bar wraparound clip for slot T with integrated easy-access Lightolier electrical box (consult your Lightolier representative for availability)
AGEO†	Off-grid holding bar with integrated easy-access Lightolier electrical box

## Ordering instructions

1. Choose Agili-T luminaire.
2. Choose Power Feed Suspension Kit. One Kit per individual luminaire or one per row at row extremity (18-gauge wire feed, maximum of 10A per circuit).
3. Choose Suspension Kit. One per luminaire.
4. Choose Mounting Elements. One per Suspension Kit.
5. Choose Mounting Elements With Junction Box. One per Power Feed Suspension Kit, as needed.

\*\* If electrical junction box is needed to connect emergency wiring, order AGEB, AGES or AGE0.

\*\*\* 18-gauge wire. Maximum of 10A per breaker. 2 circuits using 2 breakers with common neutral.

▼ For maximum flexibility, DS & DN wiring options include continuous 2-circuit wiring: one circuit for upper compartment, one circuit for lower compartment (single and double compartment luminaires can be mixed).

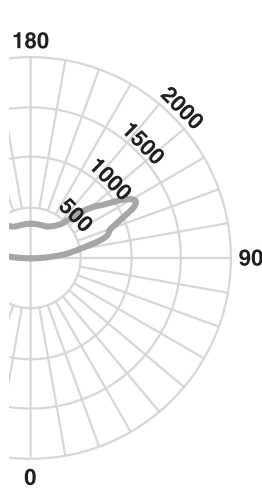
† Listed as a standard electrical box for through-branch wiring.

†† Consult your Lightolier representative for other adapter shapes.

▲ To order the latest network-type ballast for the Agili-T Network luminaire, consult your Lightolier representative for availability.

## Performance Upper Compartment

### CANDLEPOWER CURVE



ZONE DEG	CANDLEPOWER				
	0	22,5	45	67,5	90
180	322	322	322	322	322
175	317	315	314	322	315
170	317	315	315	324	308
165	312	297	310	316	321
160	295	302	307	317	311
155	289	279	298	323	316
150	265	269	305	314	324
145	251	260	293	331	352
140	229	241	291	370	395
135	207	230	304	452	515
130	176	214	345	621	708
125	156	196	464	777	881
120	133	199	585	943	1067
115	101	222	709	958	962
110	71	272	699	731	754
105	48	319	530	640	664
100	30	264	387	403	418
95	8	138	179	197	195
90	0	0	0	0	0

REPORT NO: LSC8531  
 1 X 28W T5  
 UPPER OPTIC  
 Efficiency: 90.8%. Indirect Maximum candela: 1067 cd  
 Indirect Peak at: 120°.

### COEFFICIENTS OF UTILIZATION

ZONAL CAVITY METHOD • EFFECTIVE FLOOR CAVITY REFLECTANCE = .20

ROOM CAVITY RATIO	Wall reflectance											
	80				70				50			
	70	50	30	10	70	50	30	10	50	30	10	
0	.86	.86	.86	.86	.74	.74	.74	.74	.50	.50	.50	
1	.79	.75	.72	.69	.67	.64	.62	.58	.44	.42	.41	
2	.71	.65	.60	.56	.61	.56	.52	.48	.38	.36	.34	
3	.65	.57	.51	.47	.55	.49	.44	.40	.34	.31	.28	
4	.59	.50	.44	.39	.50	.43	.38	.34	.30	.26	.24	
5	.54	.44	.38	.33	.46	.38	.33	.29	.26	.23	.20	
6	.50	.40	.33	.28	.42	.34	.29	.25	.24	.20	.17	
7	.46	.36	.29	.24	.39	.31	.25	.21	.21	.18	.15	
8	.42	.32	.25	.21	.36	.27	.22	.18	.19	.16	.13	
9	.39	.29	.23	.18	.33	.25	.20	.16	.17	.14	.11	
10	.36	.26	.20	.16	.31	.23	.18	.14	.16	.12	.10	

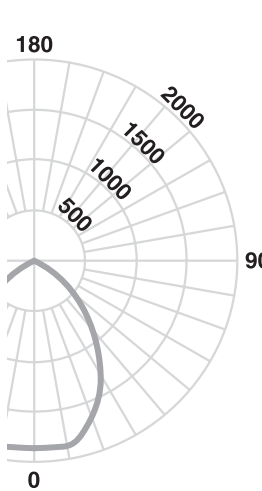
DETERMINED IN ACCORDANCE WITH CURRENT IES PUBLISHED PROCEDURES  
 LUMINAIRE INPUT WATTS = 31.8

### DISTRIBUTION

ZONE	LUMENS	%LAMP	% LUMINAIRE
180-150	258	9.90	10.91
180-140	445	17.07	18.79
180-120	1154	44.22	48.69
180-90	2370	90.82	100.00
140-90	1925	73.76	81.21
120-90	1216	46.60	51.31
0-90	0	.00	.00
0-180	2370	90.82	100.00

## Performance Lower Compartment

### CANDLEPOWER CURVE



ZONE DEG	CANDLEPOWER				
	0	22,5	45	67,5	90
0	1685	1685	1685	1685	1685
5	1677	1675	1682	1688	1686
10	1635	1628	1663	1679	1682
15	1570	1580	1611	1628	1617
20	1495	1494	1519	1503	1490
25	1399	1407	1377	1367	1355
30	1286	1285	1237	1200	1184
35	1155	1145	1072	1022	970
40	1011	976	887	811	777
45	858	806	689	624	594
50	664	634	506	464	446
55	421	421	346	312	275
60	145	158	186	150	104
65	5	18	60	46	11
70	0	0	10	0	0
75	0	0	0	0	0
80	0	0	0	0	0
85	0	0	0	0	0
90	0	0	0	0	0

REPORT NO: LSC8447  
 2 X 28W T5  
 LOWER OPTIC  
 Efficiency: 54%. Candela at Nadir: 1685 cd

### COEFFICIENTS OF UTILIZATION

ZONAL CAVITY METHOD • EFFECTIVE FLOOR CAVITY REFLECTANCE = .20

ROOM CAVITY RATIO	Wall reflectance											
	80				70				50			
	70	50	30	10	70	50	30	10	50	30	10	
0	.64	.64	.64	.64	.63	.63	.63	.63	.60	.60	.60	
1	.61	.59	.58	.56	.60	.58	.57	.55	.56	.55	.54	
2	.57	.54	.52	.50	.56	.53	.51	.49	.51	.50	.48	
3	.54	.50	.46	.44	.52	.49	.46	.44	.47	.45	.43	
4	.50	.45	.42	.39	.49	.45	.42	.39	.43	.41	.38	
5	.47	.41	.38	.35	.46	.41	.37	.35	.40	.37	.34	
6	.44	.38	.34	.31	.43	.37	.34	.31	.36	.33	.31	
7	.41	.35	.31	.28	.40	.34	.30	.28	.33	.30	.28	
8	.38	.31	.27	.25	.37	.31	.27	.25	.30	.27	.25	
9	.35	.29	.25	.22	.34	.28	.24	.22	.28	.24	.22	
10	.32	.26	.22	.20	.32	.26	.22	.20	.25	.22	.19	

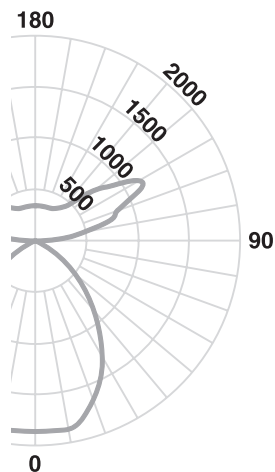
DETERMINED IN ACCORDANCE WITH CURRENT IES PUBLISHED PROCEDURES  
 LUMINAIRE INPUT WATTS = 62.9

### DISTRIBUTION

ZONE	LUMENS	%LAMP	% LUMINAIRE
0-30	1243	23.82	44.08
0-40	1910	36.59	67.71
0-60	2770	53.09	98.24
0-90	2821	54.04	100.00
40-90	911	17.45	32.29
60-90	50	.95	1.76
90-180	0	.00	.00
0-180	2821	54.04	100.00

## Performance

### CANDLEPOWER CURVE



### DISTRIBUTION

<u>ZONE</u>	<u>LUMENS</u>	<u>%LAMP</u>	<u>% LUMINAIRE</u>
0-30	1243	15.88	23.97
0-40	1909	24.39	36.81
0-60	2769	35.37	53.40
0-90	2818	36.00	54.35
40-90	909	11.62	17.53
60-90	49	.63	.95
90-180	2367	30.24	45.65
0-180	5186	66.24	100.00

REPORT NO: LSC8534

CAT. NO: AGM4PGRDS328UNVPG

2 x 28W T5 down and 1 x 28W T5 up at 2610 lumens.  
 Efficiency: 66.2%. Indirect Maximum candela: 1067 cd  
 Indirect Peak at: 120°. Candela at Nadir: 1685 cd

### CANDLEPOWER

ZONE DEG	0	22.5	45	67.5	90
0	1685	1685	1685	1685	1685
5	1676	1674	1682	1688	1685
15	1570	1580	1611	1628	1617
25	1398	1407	1376	1366	1354
35	1154	1144	1071	1021	977
45	857	806	689	623	593
55	420	421	345	311	275
65	5	18	59	45	10
75	0	0	0	0	0
85	0	0	0	0	0
90	0	0	0	0	0
95	7	137	178	196	194
105	47	319	530	640	663
115	101	221	709	958	962
125	155	195	464	777	880
135	206	229	304	452	515
145	250	260	293	331	351
155	289	279	297	323	315
165	312	297	310	315	320
175	316	315	314	321	315
180	322	322	322	322	322

### COEFFICIENTS OF UTILIZATION

ZONAL CAVITY METHOD • EFFECTIVE FLOOR CAVITY REFLECTANCE = .20

ROOM CAVITY RATIO	Wall reflectance																			
	80				70				50				30				10			
	70	50	30	70	70	50	30	10	50	30	10	50	30	10	50	30	10			
0	.72	.72	.72	.72	.66	.66	.66	.66	.57	.57	.57	.48	.48	.48	.40	.40	.40	.36		
1	.67	.64	.62	.60	.62	.60	.58	.56	.52	.50	.49	.44	.43	.43	.37	.37	.36	.33		
2	.62	.58	.55	.52	.58	.54	.51	.49	.47	.45	.43	.41	.39	.38	.35	.34	.33	.30		
3	.57	.52	.48	.45	.53	.49	.45	.43	.43	.40	.38	.37	.35	.34	.32	.31	.30	.27		
4	.53	.47	.43	.39	.50	.44	.40	.37	.39	.36	.34	.34	.32	.30	.29	.28	.27	.24		
5	.49	.42	.38	.34	.46	.40	.36	.33	.35	.32	.30	.31	.28	.27	.27	.25	.24	.22		
6	.46	.38	.34	.30	.43	.36	.32	.29	.32	.29	.26	.28	.26	.24	.25	.23	.21	.20		
7	.42	.35	.30	.27	.39	.33	.29	.26	.29	.26	.23	.26	.23	.21	.23	.21	.19	.18		
8	.39	.32	.27	.24	.37	.30	.26	.23	.27	.23	.21	.24	.21	.19	.21	.19	.17	.16		
9	.36	.29	.24	.21	.34	.27	.23	.20	.24	.21	.18	.21	.19	.17	.19	.17	.15	.14		
10	.34	.26	.21	.18	.31	.25	.21	.18	.22	.19	.16	.20	.17	.15	.17	.15	.13	.12		

DETERMINED IN ACCORDANCE WITH CURRENT IES PUBLISHED PROCEDURES  
 LUMINAIRE INPUT WATTS = 94.7



© 2013 Koninklijke Philips Electronics N.V. All rights reserved.  
 Specifications are subject to change without notice.  
[www.philips.com/luminaires](http://www.philips.com/luminaires)

Philips Lighting Company  
 200 Franklin Square Drive  
 Somerset, NJ 08873  
 Phone: 855-486-2216

Philips Lighting Company  
 281 Hillmount Road  
 Markham ON, Canada L6C 2S3  
 Phone: 800-668-9008