

Ordering Information

AG	O	4	P	GR	DS	2	28	UNV	PG	
Family	Type	Luminaire Length	Mounting	Housing Finish	Wiring	Lamp Qty in a cross section	Lamp	Voltage	Ballast	Options
AG: Agili-T	O: Opal Lens	4: 4' 8: 8'	P: Pendant (Compatible with Wall & Furniture Mounting Systems)	GR: Titanium WH: White	DS: Double-circuit DN: Double-circuit Network- Ready DI: Single-feed Double-circuit Network DG: Group-feed Double-circuit Network	2	28: 28W T5 54: 54W T5HO	120: 120V 277: 277V 347: 347V UNV: Universal Voltage 120/277V	DW: iGEN DALI Addressable T5/T5HO with Network-2 MultiSense Integral Motion Sensor (120 or 277V only) DA: iGEN DALI Addressable T5/T5HO (UNV only) PG: Electronic Program Start T5/T5HO	

Note : Luminaire comes without end-caps

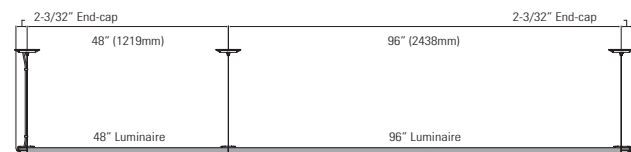
Features

- Opal lens delivers increased illuminance. 88% efficient (82% up, 18% down) using T5 lamp technology (2xF54T5HO).
- Ultra-Light construction (4' luminaire less than 12 lb / 5.5 kg) favors mobility, adds installation and remodeling convenience.
- Wide indirect distribution for uniform ceiling luminance.
- Trouble-free luminaire-to-luminaire connectability and luminaire-to-end-cap installation.
- Special die-cast aluminum joining mechanism providing continuous trouble-free, simultaneous mechanical and electrical connections (plus network connections on Agili-T Network version), as well as no-hassle end-cap installation.
- Built-in network connectors and wiring (Agili-T Network).

Construction

- One-piece aluminum extrusion
- Cold-formed lens technology for flesh glass appearance.
- Highly resistant composite plastic end-cap
- Optic made of highly reflective matte aluminum

Fixture lengths & mounting locations



Pendants measure exactly 48" or 96" (plus end-caps) to facilitate installation.

- ** If electrical junction box is needed to connect emergency wiring, order AGE0, AGES or AGE0.
- *** 18-gauge wire. Maximum of 10A per breaker. 2 circuits using 2 breakers with common neutral.
- ▼ For maximum flexibility, DS & DN wiring options include continuous 2-circuit wiring: one circuit for upper compartment, one circuit for lower compartment (single and double compartment luminaires can be mixed).
- End-cap Row Joiners:
L: Order 1 Power Feed Suspension Kit and 1 Suspension Kit per luminaire + 1,
T: Order 2 Power Feed Suspension Kit and 1 Suspension Kit per luminaire + 1,
X: Order 2 Power Feed Suspension Kit and 1 Suspension Kit per luminaire + 2
- † Listed as a standard electrical box for through-branch wiring.
- †† Consult your Lightolier representative for other adapter shapes.

Electrical

- AGO with PG ballast code comes with one 2-lamp ballast per 4' of luminaire.
- Standard product offering (DS and DN version, 120V and 277V only) includes continuous 2-circuit wiring, one circuit for the upper compartment (if applicable) and one circuit for the lower compartment (if applicable). Single and double compartment luminaires can be mixed.
- DA and DW available with Agili-T Network only.
- Integrated quick connectors for power and network cable (Agili-T Network only) and auto plug-in connections between luminaires.
- 18-gauge wire, maximum 10A per circuit.

Mounting

- Suspension points on module: every 4' (4' luminaire) or every 8' (8' luminaire).
- Fast installation using mounting clip for Standard T-bar and Slim T-bar or for Slot T-bar (see next page).

Finish

- Seamless color and texture finish between luminaire and end-caps.
- Available with textured (white or titanium) high resistant powder-based coating.

Options and accessories

- Emergency circuiting

Labels



Job Information

Type:

Job Name:

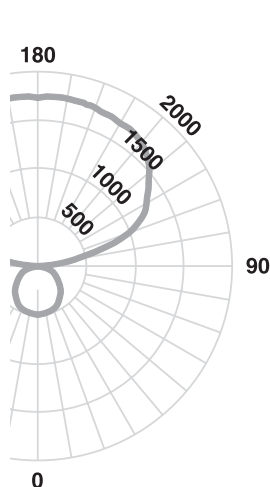
Cat. No.:

Lamp(s):

Notes:

Performance

CANDLEPOWER CURVE



ZONE DEG	CANDLEPOWER				
	0	22,5	45	67,5	90
0	508	508	508	508	508
5	511	512	505	498	503
15	488	489	497	487	491
25	452	453	458	458	452
35	407	401	415	403	392
45	336	343	336	328	322
55	260	259	257	250	247
65	174	176	175	179	172
75	87	87	94	102	101
85	9	11	31	43	46
90	0	1	5	17	26
95	53	149	135	131	134
105	337	515	694	702	702
115	632	835	1002	1156	1199
125	921	1053	1278	1384	1411
135	1185	1259	1462	1595	1606
145	1400	1440	1563	1679	1706
155	1565	1583	1654	1725	1728
165	1671	1684	1727	1753	1749
175	1731	1736	1750	1764	1765
180	1747	1747	1747	1747	1747

REPORT NO: LSC9948
 CAT. NO: AGO4PGRDS254UNVPG
 2 x 54W T5HO at 4400 lumens. Efficiency: 88.4%.
 Maximum candela: 1774 cd. Peak at: 172.5°
 Candela at Nadir: 508 cd

COEFFICIENTS OF UTILIZATION

ZONAL CAVITY METHOD • EFFECTIVE FLOOR CAVITY REFLECTANCE = .20

ROOM CAVITY RATIO	Wall reflectance										
	80			70			50				
	70	50	30	70	50	30	10	50	30	10	
0	.88	.88	.88	.88	.78	.78	.78	.78	.58	.58	.58
1	.80	.77	.73	.70	.71	.68	.65	.62	.51	.49	.48
2	.73	.67	.62	.57	.64	.59	.55	.51	.45	.42	.39
3	.67	.59	.53	.48	.59	.52	.47	.43	.39	.36	.33
4	.61	.52	.45	.40	.53	.46	.41	.36	.35	.31	.28
5	.56	.45	.39	.34	.49	.41	.35	.31	.31	.27	.24
6	.51	.41	.34	.29	.45	.36	.31	.26	.28	.24	.21
7	.47	.37	.30	.25	.41	.33	.27	.23	.25	.21	.18
8	.43	.33	.26	.22	.38	.29	.24	.20	.22	.18	.15
9	.40	.30	.23	.19	.35	.26	.21	.17	.20	.16	.13
10	.37	.27	.21	.17	.33	.24	.19	.15	.18	.15	.12

DETERMINED IN ACCORDANCE WITH CURRENT IES PUBLISHED PROCEDURES
 LUMINAIRE INPUT WATTS = 120.0

DISTRIBUTION

ZONE	LUMENS	%LAMP	% LUMINAIRE
0-30	394	4.48	5.07
0-40	645	7.34	8.30
0-60	1132	12.87	14.57
0-90	1436	16.32	18.48
40-90	790	8.99	10.17
60-90	303	3.45	3.91
90-180	6338	72.03	81.52
0-180	7775	88.35	100.00

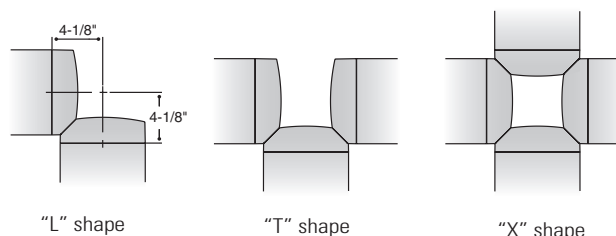
Agili-T Accessories

Suspension Kit

AG	AC	24	X	G
Family	Type	Suspension Length	End-cap Color	Canopy Color
AG: Agili-T	AC: Aircraft cable, canopy, joiner mechanism	24: Adjustable 6- 24" 36: Adjustable 6- 36"	X: N/A	G: Titanium W: White

End-cap Row Joiners

AG	CG	L	DS
Family	Type	Shape	Wiring
AG: Agili-T	CG: Titanium CW: White	L: 90° "L" shape, 2 rows T: "T" shape, 3 rows X: "X" shape, 4 rows	DS: Double-circuit DN: Double-circuit Network



Ordering instructions

1. Choose Agili-T luminaire.
2. Choose Power Feed Suspension Kit. One Kit per individual luminaire or one per row at row extremity (18-gauge wire feed, maximum of 10A per circuit).
3. Choose Suspension Kit. One per luminaire.
4. Choose Mounting Elements. One per Suspension Kit.
5. Choose Mounting Elements With Junction Box. One per Power Feed Suspension Kit, as needed.

Power Feed Suspension Kit*

AG	EC	24	G	G	UNV	DS
Family	Type	Suspension Length	End-cap Color	Canopy Color	Voltage	Wiring
AG: Agili-T	EC: End-caps (2), aircraft cable, canopy, joiner mechanism	24: Adjustable 6- 24" 36: Adjustable 6- 36"	G: Titanium W: White	G: Titanium W: White	347: 347V Cable UNV: 120/277V	DS: Double-circuit DN: Double-circuit Network-Ready

Mounting Elements (T-bar Clip)

AGTB	One-piece T-bar wraparound clip for standard T or narrow T
AGSB	One-piece T-bar wraparound clip for slot T (consult your Lightolier representative for availability)
AGOG	Off-grid holding bar
AGEB†	One-piece T-bar wraparound clip for standard T or narrow T with integrated easy-access Lightolier electrical box
AGES†	One-piece T-bar wraparound clip for slot T with integrated easy-access Lightolier electrical box (consult your Lightolier representative for availability)
AGEO†	Off-grid holding bar with integrated easy-access Lightolier electrical box



© 2013 Koninklijke Philips Electronics N.V. All rights reserved.
 Specifications are subject to change without notice.
www.philips.com/luminaires

AGO 04/13

Philips Lighting Company
 200 Franklin Square Drive
 Somerset, NJ 08873
 Phone: 855-486-2216

Philips Lighting Company
 281 Hillmount Road
 Markham ON, Canada L6C 2S3
 Phone: 800-668-9008