

D Series

EXTERIOR EMERGENCY LIGHTING

Page 1 of 2



Features

Illumination: Illumination is accomplished with compact fluorescent lamps in AC operation, and wedge base incandescent lamps in emergency operation (see lamp operation chart).

Housing: Constructed of impact resistant polycarbonate. Housing is available in black, white or bronze with a clear or opal white lens on selected models. Available in four different housing styles.

Operating Temperature Range:
20°F (-7°C) to 95°F (35°C)

Electronics: 120/277 VAC dual voltage input with surge-protected, solid-state circuitry provides for a reliable charging system for the emergency operation version. Low temperature ballast available on selected models. Consult factory for compatibility.

Electrical Specifications:

D1
0.15 A, 17 W
D2
0.15 A, 17 W
D3
0.15 A, 17 W
D4
0.30 A, 34 W

Code Compliance

NFPA 70 and 101, NEC, BOCA, OSHA and IBC illumination standards.

Warranty

Three year full electronics warranty. Five year full, five year pro-rata nickel cadmium battery warranty.

Job Information Type:

Job Name:

Cat. No.:

Notes:

PHILIPS
LIGHTOLIER

D Series

EXTERIOR EMERGENCY LIGHTING

Page 2 of 2

Ordering Information

Series	Power Equipment	Lens Type	Housing Color	Voltage	Factory Installed Options
D1	Blank = AC Only	C = Clear Prism	See Color Chart	AC Only	TP = Tamperproof (requires T15TPTOOL, ordered separately)
D2	EM = Emergency	W = Opal White	BK = Black	1 = 120 V	CW = Cold Weather Ballast ²
D3	Operation		WH = White	2 = 277 V	
D4			BR = Bronze		

Note

1) Not required for D1 Series, five knockouts already provided. D2 and D3 Series suitable for 1/2" conduit. D4 Series is suitable for 1/2" or 3/4" conduit. Specify conduit location relative to front view of luminaire. 2) AC only luminaires. Not available with D1 Series.

Conduit Connections¹

T = Top Conduit Connection
B = Bottom Conduit Connection
R = Right Conduit Connection
L = Left Conduit Connection

SERIES BLACK WHITE BRONZE

SERIES	BLACK	WHITE	BRONZE
D1	Yes	Yes	Yes
D2	Yes	Yes	Yes
D3	Yes	No	No
D4	No	No	Yes

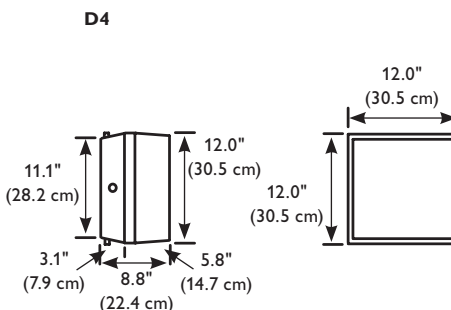
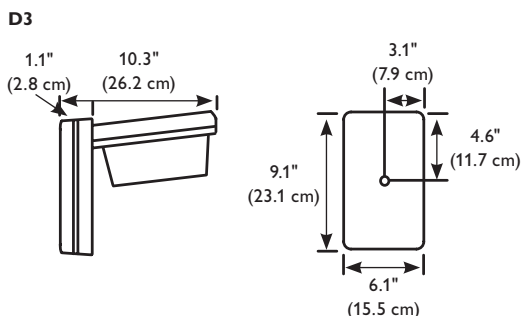
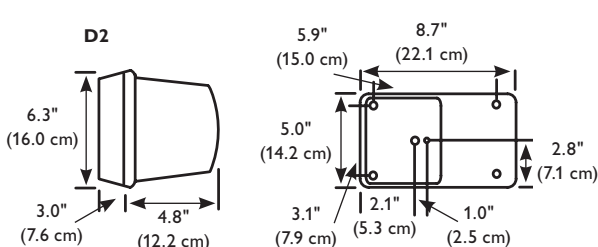
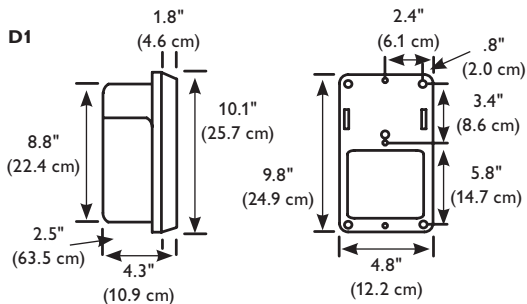
LAMP OPERATION

SERIES AC MODE

D1	(1) 13 W Twin Tube Compact Fluorescent Lamp
D2	(1) 13 W Quad Tube Compact Fluorescent Lamp
D3	(1) 13 W Quad Tube Compact Fluorescent Lamp
D4	(2) 13 W Twin Tube Compact Fluorescent Lamps

EMERGENCY MODE

(2) 4 VDC, 4 W Wedge Base Incandescent Lamps
(2) 4 VDC, 4 W Wedge Base Incandescent Lamps
(2) 4 VDC, 4 W Wedge Base Incandescent Lamps
(2) 6 VDC, 5.4 W Wedge Base Incandescent Lamps



Philips Lightolier
 e: lol.webmaster@philips.com
 t: (508) 679-8131
 w: www.lightolier.com

D Series January 9, 2012

Specifications are subject to change without notice.
 © Koninklijke Philips Electronics N.V., 2012. All rights reserved.

Job Information Type: