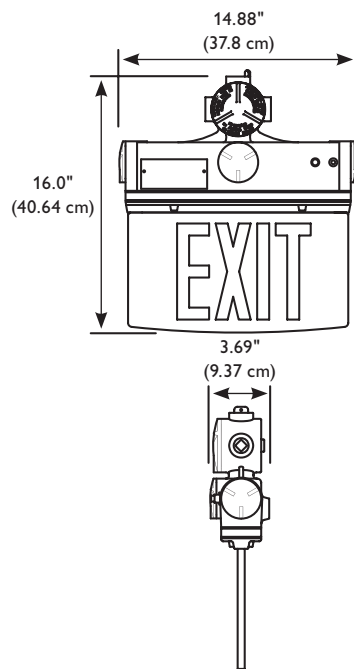


EX Series

EXPLOSION-PROOF EDGE-LIT LED EXIT SIGN

Page 1 of 2

EXN1RWPM



Features

Illumination: Illumination of the exit stencil face is accomplished with long lasting, high output Light Emitting Diodes (LEDs). Hot spots and striations are eliminated by the internal “light chamber” specially designed around the high performance LED array.

Housing: Copper-free cast aluminum enclosure with powder coat finish designed to withstand the pressure of explosions generated by internal arc without propagating them into the hazardous atmosphere. Acrylic edge-lit single face or double face panel. Available in wall/pendant or end mount configurations. The EX Series is UL listed for Class I, Division 1, Groups C & D; Class I, Division 2, Groups A, B, C & D; Class II, Division 1 & 2, Groups E, F & G; and Class III, Zone 1, Groups IIA, IIB; Class I, Zone 2, Groups IIA, IIB, + H₂ & IIC areas.

Electronics: 120/277 VAC

dual voltage input is standard on all AC models. For emergency operation, 120/277 VAC dual voltage input with surge-protected, solid-state circuitry provides for a reliable charging system. Standard features include low voltage disconnect, AC lockout and brownout protection.

Electrical Specifications:

AC-Only Red:

0.012 A (120 VAC)

0.005 A (277 VAC)

AC-Only Green:

0.019 A (120 VAC)

0.008 A (277 VAC)

Self-Powered Red:

0.020 A (120 VAC)

0.009 A (277 VAC)

Self-Powered Green:

0.025 A (120 VAC)

0.011 A (277 VAC)

Code Compliance

UL 924 and 844 listed.

Temperature Class

(T-Rating)-T6. NFPA 101,

NEC, BOCA, OSHA and IBC

illumination standards. UL

1598/A Marine rated. IP65

listed.

Warranty

Five years full electronics

warranty. Five year full, five

year pro-rata nickel cadmium

battery warranty.

Job Information

Type:

Job Name:

Cat. No.:

Notes:

EX Series

EXPLOSION-PROOF EDGE-LIT LED EXIT SIGN

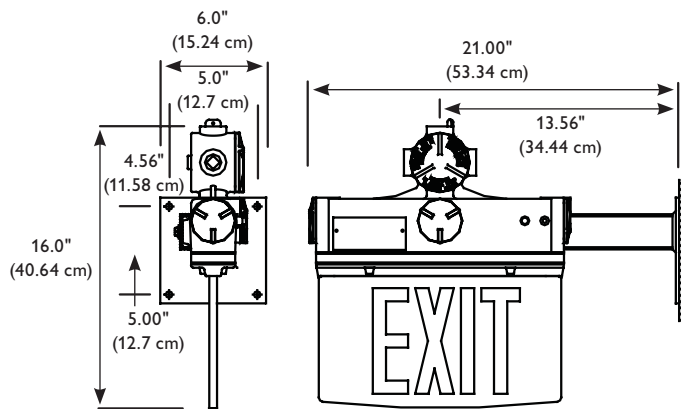
Page 2 of 2

Ordering Information

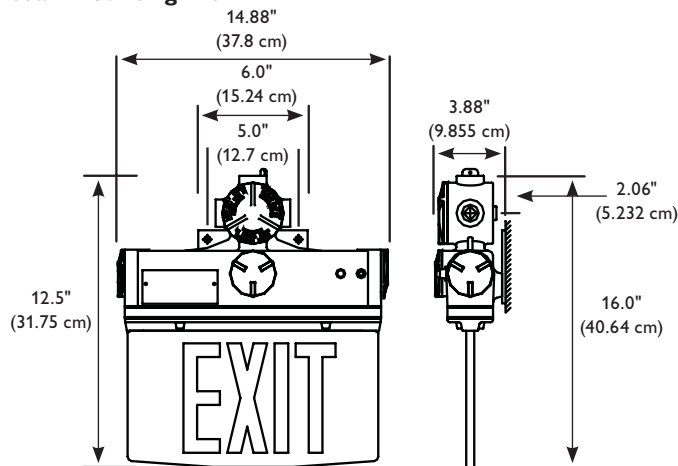
EX				
Series	Mode of Operation	# of Faces	Legend Color	Mounting Configuration
EX = Class I, Div. 1 LED Exit Sign	A = AC Only N = Self-Powered	1 = Single Face 2 = Double Face	R = Red G = Green	WPM = Wall/Pendant Mount EMB = End-Mount Bracket

Mounting Kits

End Mounting Kit



Wall Mounting Kit



Job Information Type:



© 2013 Koninklijke Philips N.V. (Royal Philips). All rights reserved.
Specifications are subject to change without notice.
www.philips.com/luminaires

EX 05/13

Philips Lighting Company
200 Franklin Square Drive
Somerset, NJ 08873
Phone: 855-486-2216

Philips Lighting Company
281 Hillmount Road
Markham ON, Canada L6C 2S3
Phone: 800-668-9008