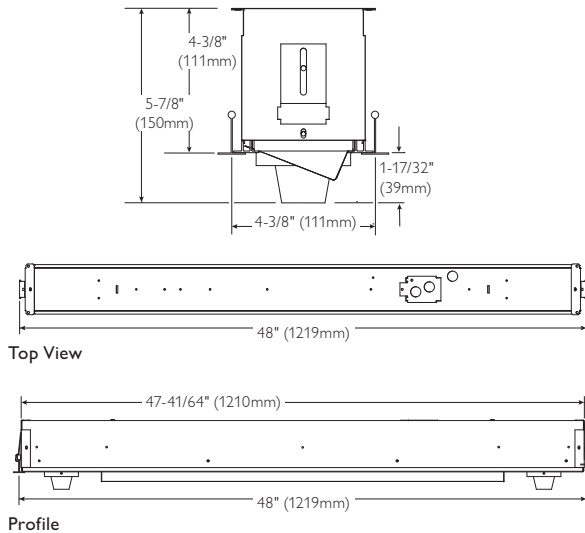


Lytecel 4

48" Multi-Function Recessed, T5/T5HO, MR16/LED

Page 1 of 2



Ordering Information

Lytecel 4	Body Style	Fixture Size	Ceiling Type	Reflector	Lens Style	Spot Lamp ¹	Spot Wattage	Wall Wash	Wall Wattage	Voltage	Ballast Type	Options
LI	S	4	G	A	K	M = MR16 L = LED	1 = 10 Watt LED 3 = 35 Watt MR16	1 = 1 Lamp	21 = 21 Watt T5 39 = 39 Watt T5HO (Nominal 36" lamps)	120 = 120 volts 277 [†] = 277 volts	PG	Add appropriate suffix to catalog no., i.e.: (C) <10THD 1 Lamp Elec. T5 or T5HO [†] Program Rapid Start
Recessed Luminaire	S = Static	4 = 4" Width (Nominal size)	G = 9/16" or 15/16" Grid	A = Asymmetric	K = Frost Acrylic							

¹ Dimming not available for Spot lamp when 277 voltage is specified.

Features

- Ideal for use in retail, patient care and hospitality environments.
- General wall wash illumination using linear T5 or T5HO fluorescent lamping with (2) adjustable accent MR16 or LED spot lamps allowing for flexibility in a multi-function space.
- Wall operated independent switching of fluorescent and accent spot lighting within fixture.
- Two part reflector system, flat white baked polyester enamel and specular anodized aluminum, create a smooth wall wash free of shadows.
- Narrow 4-3/8" width
- Crisp frost white acrylic lens
- Hold down clips
- Wall wash lamp shielded for glare control
- Black housing for cooler operating temperature
- Ballast accessible from below ceiling
- Individual mounting.
- Construction for Chicago plenum available

Job Information	Type:
Job Name:	
Cat. No.:	
Notes:	

PHILIPS
LIGHTOLIER

Lytecel 4

48" Multi-Function Recessed, T5/T5HO, MR16/LED

Page 2 of 2

Specifications

Materials: Chassis Parts—Die-formed 20 gauge cold rolled steel. **End Caps**—20 gauge cold rolled steel. **End Trim**—Extruded aluminum.

Finish: Chassis exterior—Black baked polyester enamel.

Reflector—Flat white baked polyester enamel with specular anodized aluminum.

Lens—High light transmission frost white acrylic.

Wall wash lamp—One T5 or T5HO lamp per 4 foot section.

Spot lamp—Optional 10 watt LED MR16, 35 watt MR16.
10 Degree NSP. (Dimming not available for Spot lamp when 277 voltage is specified.)

Labels: I.B.E.W. UL and ULc Listed. UL listed for damp locations.

Options & Accessories

Access Plate: Top Wiring access plate is shipped with fixture as standard. When access plates are required in advance for wiring convenience, specify separately.

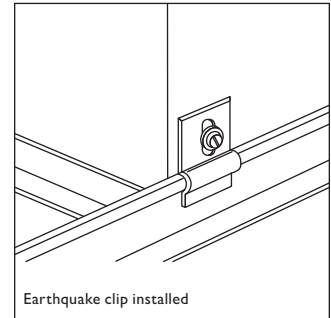
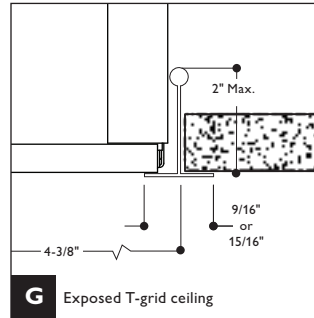
Order Catalog Number: **ACP5 CSP**.

Electrical/Wiring Options: Consult factory.

Fusing: Internal fast-blow fusing. Suffix: **A**.
Internal slow-blow fusing. Suffix: **C**.

Chicago Plenum: Suffix: **C**.

Mounting Options



Philips Lightolier
e: lol.webmaster@philips.com
t: (508) 679-8131, Technical info. (978) 657-7600
w: www.lightolier.com

LIS4GAK-48MF March 19, 2012

Specifications are subject to change without notice.
© Koninklijke Philips Electronics N.V., 2012. All rights reserved.

Job Information	Type:
------------------------	--------------