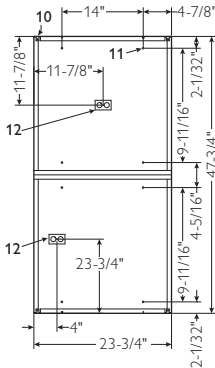
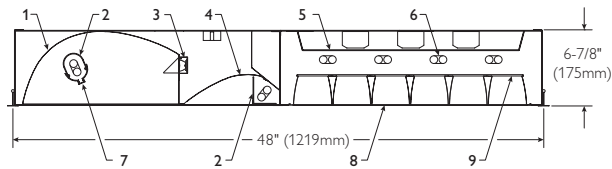


# MD\*4 Multi-Function Luminaire

## Recessed or Surface 2' X 4' Fluorescent

Page 1 of 5



1. Reading light with low iridescence anodized semi-specular aluminum reflector.
2. Clear acrylic lens.
3. Optional 3 watt LED night light.
4. Ambient light with low iridescence anodized specular aluminum reflector.
5. Ballast compartment accessible by opening louver and reflector.
6. Twin tube T5 lamps (6).
7. Extruded aluminum lamp baffle.
8. Examination light with specular 36 cell aluminum louver with virgin acrylic overlay (illustrated).
9. Prismatic virgin acrylic overlay.
10. Tabs for wire supports (4) at corners.
11. Mounting holes (8).
12. 2" x 3" access plate with (2) 7/8" dia. K.O.s



### Ordering Information

MD*4	Fixture Size	Ceiling Type	Color Option	Louver/Lens Overlay	Lamp Quantity	Ballast Type	Lamp Quantity	Ballast Type	Voltage	Options																																																							
<b>MD</b>	<b>4</b>	<b>G</b>		<b>VA</b>	<b>2</b>					-																																																							
Recessed or Surface, Multi-Function Patient Luminaire	4 = 2' X 4' (Nominal size)	G = Same Unit May Be Used For: Grid (lay-in) T-bar or Surface Mounted		VA = Virgin acrylic .095" nominal thickness overlay (standard)	(Ambient/Reading) 2 = 2 lamps Total		Examination 3 = 3 lamps 4 = 4 Lamps		120 = 120v 277 = 277v	Add appropriate suffix to catalog no., i.e.: (SW) See page 5																																																							
<table border="0"> <tr> <td colspan="2"></td><td colspan="2"></td><td colspan="2"></td><td colspan="2">Ambient / Reading</td><td colspan="2">Examination</td><td></td></tr> <tr> <td colspan="2"></td><td colspan="2"></td><td colspan="2"></td><td>&lt;20THD</td><td>&lt;10THD</td><td>&lt;20THD</td><td>&lt;10THD</td><td></td></tr> <tr> <td colspan="2"></td><td colspan="2"></td><td colspan="2"></td><td>SB†</td><td>IB†</td><td>X3†</td><td>I3†</td><td></td></tr> <tr> <td colspan="2"></td><td colspan="2"></td><td colspan="2"></td><td>—</td><td>PR‡</td><td>—</td><td>IB†</td><td></td></tr> <tr> <td colspan="2"></td><td colspan="2"></td><td colspan="2"></td><td>PB</td><td>—</td><td>PB</td><td>—</td><td></td></tr> </table>																	Ambient / Reading		Examination									<20THD	<10THD	<20THD	<10THD								SB†	IB†	X3†	I3†								—	PR‡	—	IB†								PB	—	PB	—	
						Ambient / Reading		Examination																																																									
						<20THD	<10THD	<20THD	<10THD																																																								
						SB†	IB†	X3†	I3†																																																								
						—	PR‡	—	IB†																																																								
						PB	—	PB	—																																																								
						1-2 Lamp Elec. TT5 (40w)		1-3 Lamp Elec. TT5																																																									
						1-2 Lamp Elec. TT5 (40w)		2-2 Lamp Elec. TT5																																																									
						LOL Dimming TT5 (40w)		2-2 Lamp Elec. TT5 (40w)																																																									
								LOL Dimming TT5 (40w)																																																									

†Instant Start Standard  
‡Program Rapid Start (UNV only)  
Note: For TT5 UNV, you must use IB Ballast Code.

AW = All components white (For single patient room)  
FF = White louver and horizontal surfaces to blend with ceiling  
PS = Traditional with specular louver (For multiple patient room)

### Features

- Four lighting functions with integral ambient, reading, examination and nurses night light.
- Precise light control for glare free patient environment.
- Installs as a one-piece unit.
- Recessed or surface mounted to ceiling which eliminates damage to fixture from hospital equipment attached to bed.
- 6-7/8" deep.
- All lamps are enclosed.
- All twin tube T5 lamps are accessible for relamping without tools.
- All ballasts accessible thru louver compartment.
- Optional low voltage electronic sequential switch mounted in fixture for ambient and reading light controlled with pillow speaker (optional by others).
- Optional 3 watt LED night light in cool white or amber.
- Meets NYC Code requirements. Chicago Plenum requirements available.

Job Information	Type:
Job Name:	
Cat. No.:	
Notes:	

**PHILIPS**  
**LIGHTOLIER**

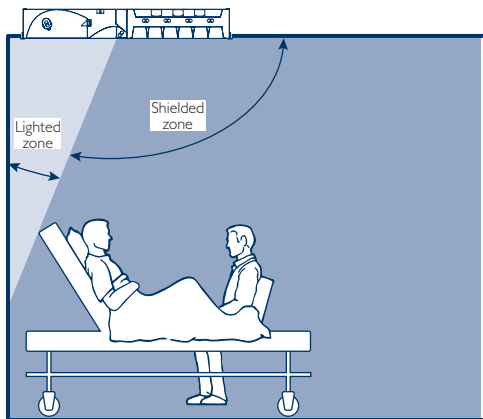
# MD\*4 Multi-Function Luminaire

## Recessed or Surface 2' X 4' Fluorescent

Page 2 of 5

### Ambient Light

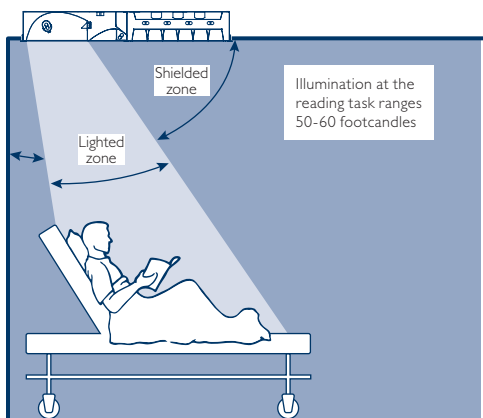
- Indirect illumination from wall directly behind patient provides glare-free lighting.
- No direct glare to patient. (Light is directed towards wall.)
- No direct glare to patient's visitor.
- No direct glare to adjacent patients. (3 footcandles maximum on wall behind adjacent patients bed.)



Ambient light ON				Footcandles on wall				Adjacent MD*4 OFF			
45	110	140	110	45	14	4	2	1	1	1	1
44	85	95	83	44	19	7	3	2	2	1	1
30	45	50	45	30	16	8	4	3	3	2	1
16	20	22	20	16	11	7	4	3	3	2	1
7	9		9	7	4	3	2	2		1	1
3				3	2	2	1				1
1				1	2	1	1				1

### Reading Light

- Eliminates reflected glare from reading material (over shoulder illumination).
- No direct glare to patient or visitors. (7 footcandles maximum at head of bed. 15 footcandles maximum at foot of bed.)
- Controls light directly onto patient's bed.
- No reading light spill-over to adjacent bed (2 foot/candles maximum at head of adjacent patient's bed.)



Reading light ON				Footcandles on bed				Adjacent MD*4 OFF				Wall
2	2	2	2	2	2	1	1	1	1	1		3"
3	3	3	3	3	2	2	2	1	1	1		6"
6	7	7	7	6	4	3	3	2	2	1		12"
33	38	39	38	33	23	16	12	9	5	3		2
30	38	38	38	30	23	15	12	8	6	3		2
14	15	15	15	14	11	9	7	5	4	2		2
5	5	5	5	5	5	4	4	2	2	1		1

Job Information Type:

**PHILIPS**  
**LIGHTOLIER**

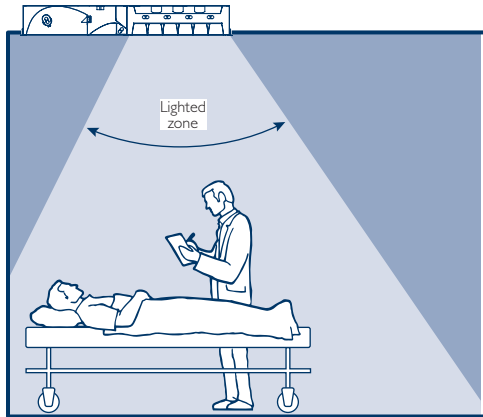
# MD\*4 Multi-Function Luminaire

## Recessed or Surface 2' X 4' Fluorescent

Page 3 of 5

### Examination Light

- Excellent color rendition. (Biax Type lamp.)
- Wired for independent switching (1 or 2 circuit).
- Optional louver or lens frame.
- Concealed hinging and latching.



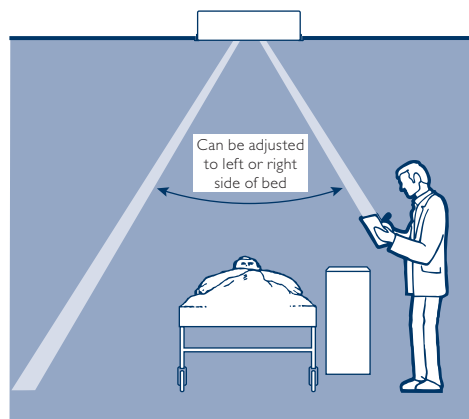
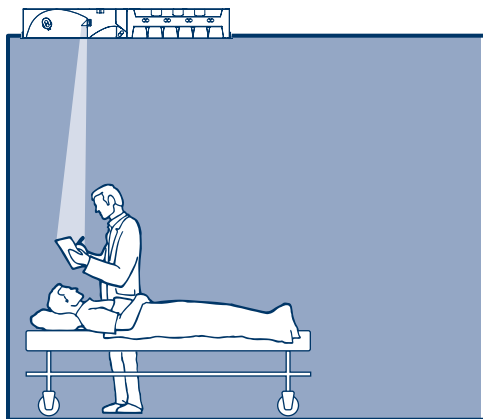
**Footcandles on bed (with specular louver)**  
Totals of ambient, reading and examination lights.

70 (11)	82 (12)	82 (15)	102 (45)	100 (43)	70 (20)	48 (10)
75 (11)	82 (12)	86 (15)	107 (45)	102 (43)	72 (20)	48 (10)
70 (11)	82 (12)	82 (15)	102 (45)	100 (43)	70 (20)	48 (10)

Numbers in parenthesis ( ) are total footcandle level of ambient and reading lights only.

### Nurse's Night Light

- Optional 3 watt LED night light in cool white or amber.
- Field adjustable for either right or left side of patient's bed.
- No glare to any patient.
- Wired for independent switching.



Job Information Type:

**PHILIPS**  
**LIGHTOLIER**

# MD\*4 Multi-Function Luminaire

## Recessed or Surface 2' X 4' Fluorescent

Page 4 of 5

### Specifications

**Materials:** Chassis parts are die-formed 20 gauge steel.

**Louver** (examination light) – Pre-anodized aluminum.

**Reading light**–Extruded aluminum lamp baffle with clear extruded acrylic shields and is removable without tools.

**Ambient light**–Clear acrylic lens that rotates open for easy relamping.

**Reflectors** (Ambient and Reading Lights): Low iridescence specular pre-anodized aluminum standard.

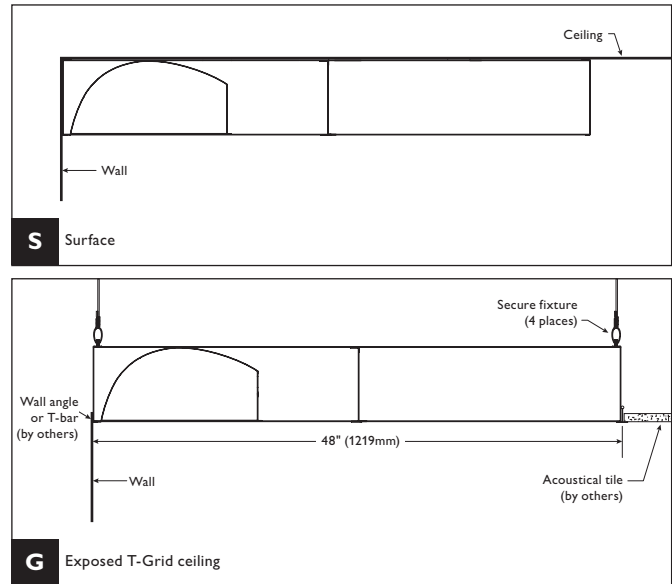
**Finish: Cavity** (Examination Light) – Powder coated flat white or black polyester enamel, 89% reflectivity. Five stage rust prevention undercoating process. **Chassis exterior**–post painted white baked polyester powder. **Louver** (examination light) **PS**–low iridescence specular pre-anodized aluminum. Comes with a virgin acrylic overlay. **FF**–flat white baked polyester powder louver. **AW**–flat white baked polyester powder louver. **VA**– .095" nominal thickness prismatic virgin acrylic overlay.

**Electrical:** Rapid start HPF, SB (Biax type) thermally protected class "P" ballast C.B.M. certified by E.T.L. If K.O. is within 3" of ballast, use wire suitable for at least 90°.

**Labels:** I.B.E.W. UL and ULc Listed.

This product may have a mercury containing lamp. Manage in accord with Disposal Laws. See: [www.lamprecycle.org](http://www.lamprecycle.org)

### Mounting Methods



Job Information Type:

**PHILIPS**  
**LIGHTOLIER**

# MD\*4 Multi-Function Luminaire

## Recessed or Surface 2' X 4' Fluorescent

Page 5 of 5

### Options/Accessories

**Access Plates:** Top wiring access plate is shipped with fixture as standard. When access plates are required in advance for wiring convenience, specify separately. Catalog Number: **ACP**.

**Electronic Sequential Switch (Low Voltage):** MD\*4's optional low voltage (1-3 volts) sequential switch mounted in the fixture is listed in compliance with UL 544 for medical and dental equipment. Two red wires coming from the fixture can be wired to a wall receptacle (by others) for use with that manufacturer's pillow speaker. The pillow speaker is used to control the television, call the nurse and control the lighting. To control the lighting it should be specified to have a normally open contact switch. Pressing this switch on the pillow speaker the first time, turns the ambient light on; pressed a second time, turns the reading light on and the ambient light off; pressed a third time, turns both the ambient and reading lights on; pressed a fourth time turns both lights off. Pressing the button again repeats the cycle. Should the patient's bed be rolled away from the wall, the pillow speaker will simply pull free from the wall receptacle avoiding any damage. Switch factory mounted in fixture for ambient and reading light convenience (controlled by pillow switch, by others). Suffix: **SW**.

**Nurses Night Light:** 3 watt LED projects into a specular anodized mirror which is field adjustable to right or left side of patient's bed. Available in either Cool White (Suffix: **LD**) or Amber (Suffix: **AD**).

**Tamper Resistant/Germ Shield:** Ideal for psychiatric wards and germ free environments. Fits lay-in grid ceiling systems with 15/16" maximum ceiling tee face. The heavy duty welded extruded aluminum frame with clear 1/8" thick polycarbonate lens is fixture to ceiling system sealed with a heavy duty gasket. Order separately. Catalog number: **MD4CLGS24** (2'X4' installation)


**Fusing:** Internal fast blow fusing: Suffix: **A**.  
Internal slow blow fusing: Suffix: **C**.

### Options/Accessories (continued)


**Radio Interference Filter:** To order one RIF per fixture; Suffix: **R**. To order one RIF per ballast; Suffix: **B**.

**Electrical/Wiring Options:** Consult factory.

**Drywall Kit or Plaster Ceiling:** Order Catalog Number: **FK92X4**.



Optional LED night light



Pillow speaker (by others)



Tamper Resistant / Germ Shield (shown installed)



Philips Lightolier  
e: [lol.webmaster@philips.com](mailto:lol.webmaster@philips.com)  
t: (508) 679-8131, Technical info. (978) 657-7600  
w: [www.lightolier.com](http://www.lightolier.com)

MD4 February 10, 2012

Specifications are subject to change without notice.  
© Koninklijke Philips Electronics N.V., 2012. All rights reserved.

<b>Job Information</b>	<b>Type:</b>
------------------------	--------------