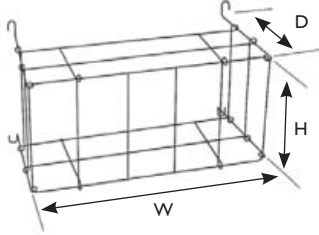


Chicago Accessories

WIRE GUARDS, MOUNTING SHELVES, AND REMOTE LAMPS

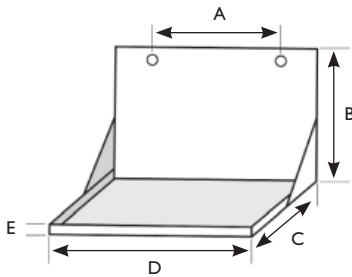
Page 1 of 2

Wire Guards



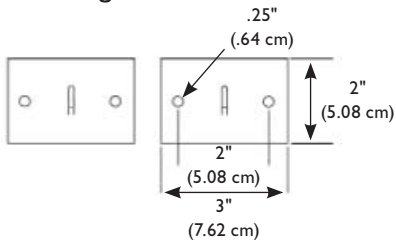
MODEL #	APPLICATION	DIMENSIONS				WEIGHT
		H"	W"	D"		
MJPG1	Emergency Lighting Units MJ2 (6 V), MJ4	15.0" (38.1 cm)	17.75" (45.0 cm)	6.25" (15.9 cm)		2 lbs. (.91 kg)
MJPG2	Emergency Lighting Units MJ2 (12 V)	21.0" (53.3 cm)	23.5" (59.7 cm)	12.0" (30.5 cm)		5 lbs. (2.3 kg)
MJPG5	Emergency Lighting Units MJ1	16.0" (40.6 cm)	16.0" (40.6 cm)	9.0" (22.9 cm)		3 lbs. (1.4 kg)
MJPG6	Single Remote Lighting Heads	8.0" (20.3 cm)	8.0" (20.3 cm)	8.0" (20.3 cm)		1 lbs. (.45 kg)
MJPG7	Double Remote Lighting Heads	8.0" (20.3 cm)	16.0" (40.6 cm)	8.0" (20.3 cm)		2 lbs. (.91 kg)
MJPG8	Emergency Lighting Units MJ7 (wall mount), MJ8 (wall mount)	13.0" (33.0 cm)	13.0" (33.0 cm)	4.0" (10.1 cm)		3 lbs. (1.4 kg)
MJPG9	Exit Signs MJ5 (wall mount), MJ6 (wall mount)	14.0" (35.6 cm)	17.0" (43.2 cm)	4.0" (10.1 cm)		3 lbs. (1.4 kg)
MJPG10	Exit Signs MJ5 (wall mount combo), MJ6 (wall mount combo)	16.0" (40.6 cm)	26.0" (66.0 cm)	7.0" (17.8 cm)		5 lbs. (2.3 kg)

Mounting Shelves



MODEL #	APPLICATION	DIMENSIONS					WEIGHT
		A"	B"	C"	D"	E"	
MJS1	MJ2 (25 W & 30 W)	5.25" (13.3 cm)	10.25" (26.0 cm)	4.5" (10.8 cm)	9.25" (23.5 cm)	.5" (1.3 cm)	1 lb. (.45 kg)
MJS2	MJ1, MJ2 (50 W)	10.25" (26.0 cm)	10.25" (26.0 cm)	4.5" (10.8 cm)	12.25" (31.1 cm)	.5" (1.3 cm)	2 lbs. (.91 kg)
MJS3	MJ2 (72 W & 100 W)	8.25" (21.0 cm)	10.25" (26.0 cm)	5.5" (14.0 cm)	12.25" (31.1 cm)	.5" (1.3 cm)	2 lbs. (.91 kg)
MJS6	MJ2 (125 W & 250 W)	12.0" (30.5 cm)	10.25" (26.0 cm)	5.5" (14.0 cm)	19.0" (48.3 cm)	.5" (1.3 cm)	4 lbs. (1.8 kg)

Mounting Brackets



MODEL #	APPLICATION	WEIGHT
MJB1*	MJ1, MJ2	.5 lb. (.23 kg)

* Provides both brackets required to mount unit.

Job Information Type:

Job Name:

Cat. No.:

Notes:

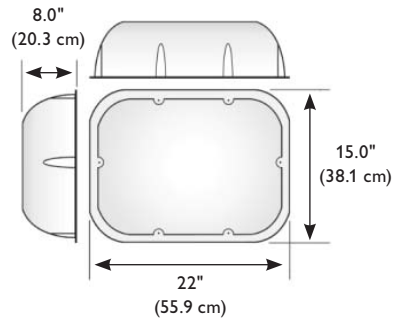
PHILIPS
LIGHTOLIER

Chicago Accessories

WIRE GUARDS, MOUNTING SHELVES, AND REMOTE LAMPS

Page 2 of 2

Vandal Shields



MODEL #	SERIES
MJVERS	MJ1, Remote Heads
MJVERS4X (gasketed)	MJ1, Remote Heads

Single Remote Lighting Heads



- White (W), Black (B), Gray (G)
- Metal construction
- 6 and 12 V
- 4" octagonal box mounting
- Bi-pin halogen 12 W lamps

MODEL #	VOLTAGE	COLOR
MJ1H12MHB	6	Black
MJ1H12MHG	6	Gray
MJ1H12MHW	6	White
MJ2H12MHB	12	Black
MJ2H12MHG	12	Gray
MJ2H12MHW	12	White

Double Remote Lighting Heads



- White (W), Black (B), Gray (G)
- Metal construction
- 6 and 12 V
- 4" octagonal box mounting
- Bi-pin halogen 12 W lamps

MODEL #	VOLTAGE	COLOR
MJD1H12MHB	6	Black
MJD1H12MHG	6	Gray
MJD1H12MHW	6	White
MJD2H12MHB	12	Black
MJD2H12MHG	12	Gray
MJD2H12MHW	12	White



Philips Lightolier
e: lol.webmaster@philips.com
t: (508) 679-8131
w: www.lightolier.com

MJA July 12, 2012

Specifications are subject to change without notice.
© Koninklijke Philips Electronics N.V., 2012. All rights reserved.

Job Information	Type:
------------------------	--------------