

Features

- For nursing homes, hospitals and other health care facilities.
- Separate lamp compartments for controlled uplight and downlight.
- Four-way pull switch, standard (120 volt only).
- .125 thick DR acrylic linear prismatic refractor. (impact resistant).
- Flat white fascia standard.
- Cold rolled steel body with die-cast aluminum ends.
- Concealed pull-action spring-loaded latches to retain lens.
- Optional oak fascia insert.
- Optional low voltage electronic sequential switch for push button control of up/down lighting. UL 544 listed. Includes phone jack type receptacle.



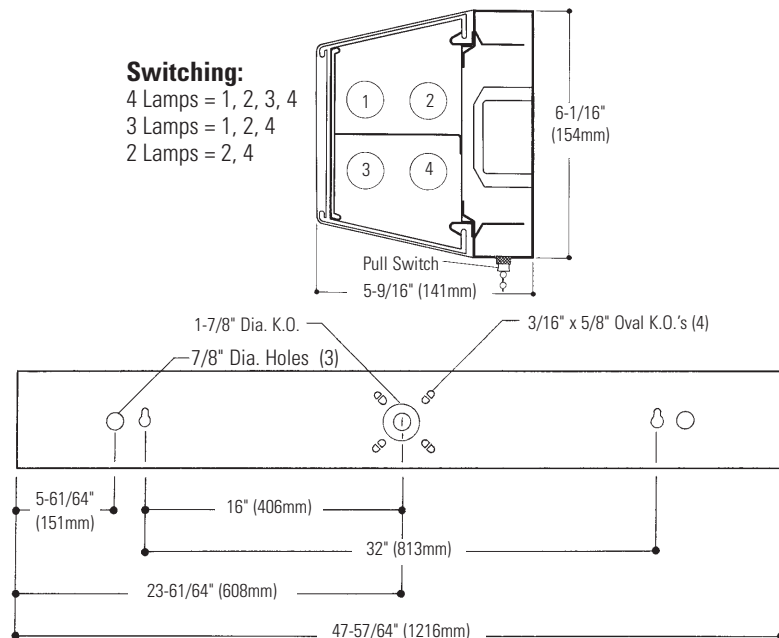
Features



Dimensions

Switching:

- 4 Lamps = 1, 2, 3, 4
- 3 Lamps = 1, 2, 4
- 2 Lamps = 2, 4



Job Information

Type:

Job Name:

Cat. No.:

Lamp(s):

Volts/Ballast:

Lightolier a Genlyte Thomas Company

www.lightolier.com

Technical Information: (978) 657-7600 • Fax (978) 658-0595

631 Airport Road, Fall River, MA 02720 • (508) 679-8131 • Fax (508) 674-4710

We reserve the right to change details of design, materials and finish.

© 2003 Genlyte Thomas Group LLC (Lightolier Division)

A0902

Section 8/Folio R35-10



OB Series **OBL432**

Ordering Information

Explanation of Catalog Number. Example: OBL43212004R

OB

Over Bed
Wall
Mounted
Fluorescent
Uplight/
Downlight

Body Style:
L = Standard
Flat White
Fascia
K = Optional
Oak Fascia
Insert

Lamp Quantity:
2=1 Up/1 Down
3=2 Up/1 Down
4=2 Up/2 Down

32

Lamp Fixture
Length:
32=T8 (Nominal 48")

Voltage:
120 or 277

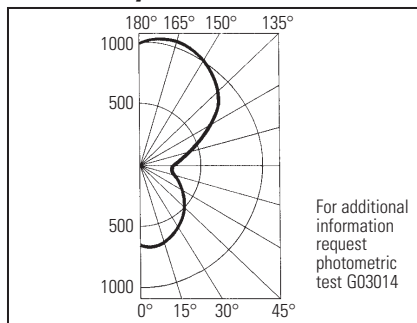
Ballast Type:
<20THD

2-1 Lamp Elec. T8 (1 Up/1 Down) **SO***
1-1 Lamp & 1-2 Lamp Elec. T8 **SO***
2-2 Lamp Elec. T8 (2 Up/1 Down) **SO***
(2 Up/2 Down) **SO***
*Instant Start Standard

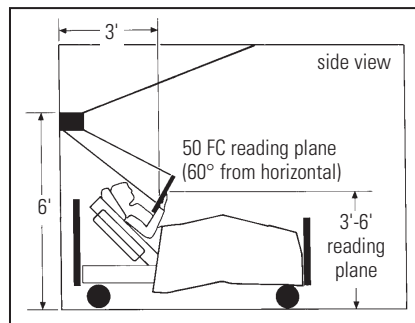
Options:
Add appropriate
suffix to catalog
no, ie: (R)

<10THD **HI***
HI*
HI*

Photometry (OBL332120SO)



distribution curve

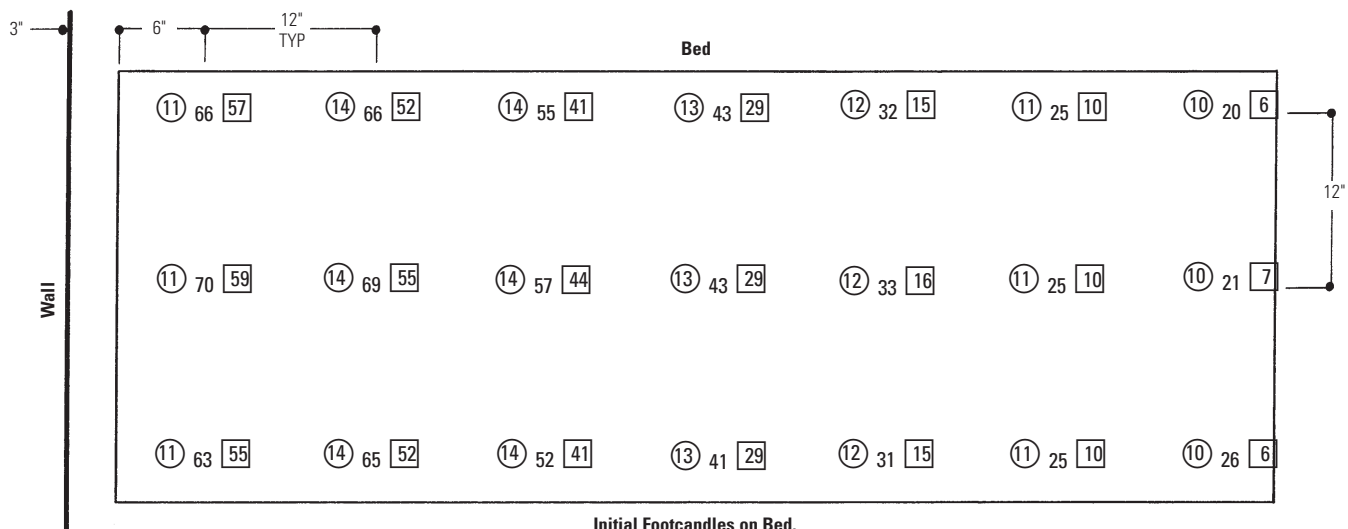


reading position

66 = Uplight/Downlight

11 = Uplight Only

57 = Downlight Only



Initial Footcandles on Bed.

Options & Accessories


Optional Fascia Insert: Oak (K).

Radio Interference Filter: 120 or 277 volt, 50 or 60 Hz.

One per fixture. Suffix: **R**. One per ballast. Suffix: **B**.

Electronic (Low Voltage) Sequential Switch: Switch factory mounted for Up and Down Light operation from pillow switch. Includes phone jack type receptacle. Suffix: **SW**.

Momentary Button Cordset: Traditional "Winged" Pendant Design ESD protection to 15,000 volts. Heavy duty 7' cable with phone plug and security clip. Consult factory.



momentary button control

Specifications

Materials: Chassis parts are die-formed cold rolled steel with die-cast aluminum end caps, screw fastened to housing.

Finish: Housing—semi-gloss, flat white baked enamel. End Caps—semi-gloss, flat white baked enamel. Fascia—semi-gloss, flat white baked enamel.

Refractor: .125 thick linear prismatic DR acrylic, impact resistant.

Electronic Sequential Switch: 4 way UL 544 listed-only 1-3 volts at switch. Includes phone jack for plug-in connection.

Electrical: Thermally protected class "P" ballast, C.B.M. approved, non PCB. If K.O. is within 3" of ballast, use wire suitable for at least 90°.

Labels: I.B.E.W./UL and ULc Listed.

Job Information

Type:

Lightolier a Genlyte Thomas Company

www.lightolier.com

Technical Information: (978) 657-7600 • Fax (978) 658-0595

631 Airport Road, Fall River, MA 02720 • (508) 679-8131 • Fax (508) 674-4710

We reserve the right to change details of design, materials and finish.

© 2003 Genlyte Thomas Group LLC (Lightolier Division)

A0902

Section 8/Folio R35-10

LIGHTOLIER