



# BASpendant

## INCANDESCENT

**BAS General Characteristics...**The housings are made of machined cast AL designed to dissipate socket heat. Lamp shrouds are spun AL that accept a variety of accessories for precision applications. Surface mounted housings are spun AL. Fixtures are assembled with no visible fasteners.

**Pendant Application Concept...**For use in interior space as suspended general, accent or task lighting applications that require a balance of good lamp and lamp image cut off and fixture efficiency. Can be used in office, hospitality, retail or corporate spaces that require quality lighting and an architectural statement.



### aperture REQUIRED

**BAS**  
fixture size is  
dependent on  
lamp type  
specified

### lamp REQUIRED

**250P38**  
**75P30LN**  
**75P30**  
**50P20**

### fixture finish REQUIRED

**GR**  
graphite

**PW**  
pewter

**TI**  
titanium

**CO**  
copper

**PC**  
patina copper

**BR**  
bronze

**RU**  
iron oxide

**BQ**  
baroque

**BK**  
black paint

**WH**  
white paint

**AL**  
aluminum paint

fixture finish is  
applied to all  
exterior parts

for custom or  
RAL colors  
consult factory

### suspension method REQUIRED

**C**  
cord

black standard  
-white cord sup-  
plied with white  
fixtures

standard length  
is 120" and can  
be field modi-  
fied

**A**  
aircraft cable

black coiled  
cord, stainless  
cable - white  
cord supplied  
with white fix-  
tures

standard length  
is 120" of pre-  
coiled cord and  
yields an effec-  
tive suspension  
length of 12" to  
48"

**S**  
stem

stem finish to  
match fixture

standard length  
is 24" — for  
other require-  
ments consult  
factory

### accessory options OPTIONAL

**color filters,  
spread lens-  
es, and  
louvers**  
are available for  
BAS pendants

see BAS acces-  
sories and  
options spec  
sheet

Omega Lighting 5 Year Limited  
Warranty  
U.L. and C.U.L. listed damp location.  
For Wet Location and Wet Location  
Covered Ceiling, consult factory.  
IBEW union made.

Due to the natural aging process of Origins Rust, Patina  
Copper, and Baroque metalized finishes, variations may exist  
between fixtures.



CAT NO.: \_\_\_\_\_  
TYPE: \_\_\_\_\_  
PROJECT: \_\_\_\_\_

**OR1-11**  
8/08

# BASpendant

INCANDESCENT



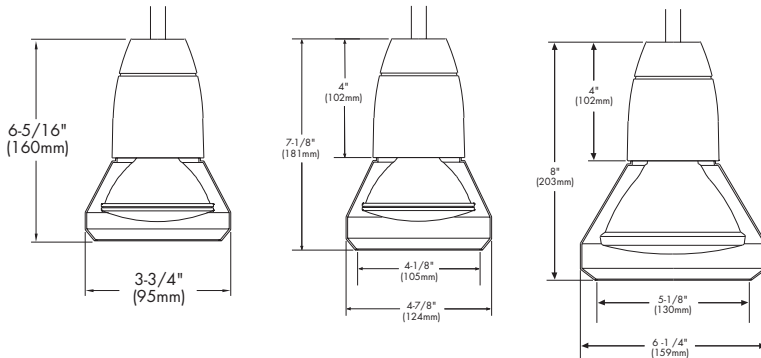
Additional photometric test files are available at [www.originslighting.com](http://www.originslighting.com)

50W PAR20/FL 0° aiming angle			
D	FC	L	W
4'	116	1.9'	1.9'
6'	51	2.9'	2.9'
8'	29	3.8'	3.8'
10'	19	4.8'	4.8'

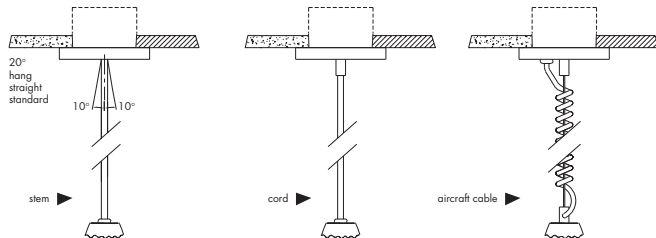
75W PAR30/FL 0° aiming angle			
D	FC	L	W
4'	125	2.9'	2.9'
6'	56	4.4'	4.4'
8'	31	5.8'	5.8'
10'	20	7.3'	7.3'

250W PAR38/FL 0° aiming angle			
D	FC	L	W
7'	163	4.0'	4.0'
10'	80	5.7'	5.7'
13'	47	7.5'	7.5'
16'	31	9.2'	9.2'

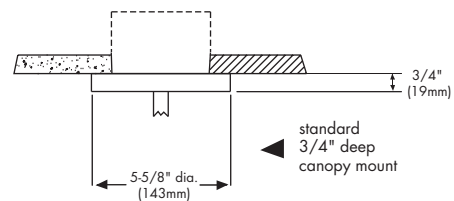
## dimensions



## suspension methods



## canopy mount dimensions



OMEGA  
LIGHTING



OR1-11

776 SOUTH GREEN ST., TUPELO, MS 38804 · PHONE 662.842.7212 · FAX 662.841.5501 · [WWW.OMEGALIGHTING.COM](http://WWW.OMEGALIGHTING.COM)  
CANADIAN DIVISION: 189 BULLOCK DRIVE, MARKHAM, ONTARIO, CANADA L3P 1W4 · PHONE 905.294.9570 · FAX 800.268.0003  
[WWW.ORIGINSLIGHTING.COM](http://WWW.ORIGINSLIGHTING.COM) 8/08