

OM6150A21FLD/FLR/FPR

6" A-Lamp Decorative Trim Downlights

CAT. NO:

TYPE:

PROJECT:

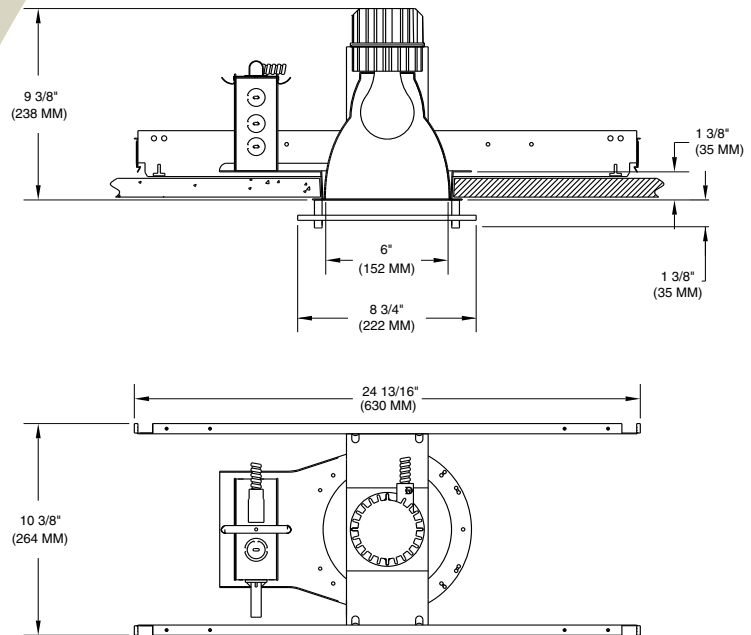

PRODUCT INFORMATION

Applications

A low brightness open reflector downlight for use with economical A type incandescent lamps. Provides broad, uniform light distribution with high efficiency for general illumination of areas such as lobbies, reception areas, schools, restaurants, hotels and offices.

Specifications

- Mounting pan** - Precision die-stamped 16 gauge galvanized steel mounting pan and yoke assembly. Accommodates ceiling materials up to 1-3/8" thick.
- Installation** - Mounting pan has pre-installed C-channel with vertical and horizontal adjustments. Yoke adjusts for proper positioning of lamp within reflector. Junction box and mounting brackets are accessible from below ceiling.
- Reflectors** - Precision spun .051 aluminum reflector, self flanged with clear specular Alzak finish. Reflector is screw mounted for positive attachment to socket assembly. Standard flat flange is painted white. Standard flat flange is polished with matching reflector finish.
- Decorative Trim** - Glass Trim: 1/4" thick tempered with silkscreened ceramic glaze. Perforated Trim: 18 gauge perforated steel ring, powder coated enamel finish with color coordinated rubber edges.
- Socket enclosure** - Die cast aluminum heat sink, medium base 250V porcelain socket with nickel-plated copper screw shell and 200°C wire positions lamp at optical focal plane of reflector for maximum performance.
- Junction box** - Extra large 43.75-cubic inch 14 gauge galvanized steel with snap-on covers. Approved for through wiring with up to 8 #12 AWG conductors.
- Thermal protection** - A thermal protection device which meets all U.L. and NEC requirements is standard.
- U.L. Listed** - For use in damp locations and approved for Through Branch Circuit Wiring. I.B.E.W. union made.



* Canadian specifications may vary from these shown, consult Canadian Division.

CATALOG SYSTEM AND OPTIONS

EXAMPLE OF COMPLETE CATALOG NUMBER: OM6150A21FLD-CSFF

OMEGA Apr.	Lamp (by others)	Reflector Option	Reflector Finish*	Frame Options**
OM6	100 A19 150 A21	FLD Floating Luminous Disk FLR Floating Luminous Ring FPR Floating Perforated Ring	CSFF Clear Specular Finish Flange	FB Flat Bar Hangers



FIVE YEAR
Warranty

*Consult factory for other reflector finishes.

OM6150A21FLD-CSFF Photometric Data**Decorative Lens with Floating Luminous Disk**

Report Number: ITL50728

Lamp: (1)150W A21

Total Lumens: 2850

Fixture Efficiency: = 52.1%

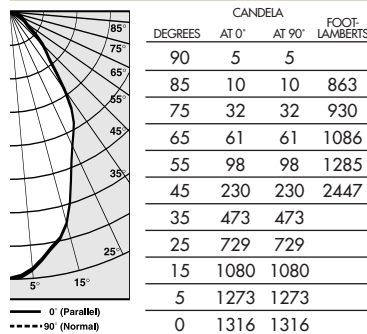
IES File: ITL50728.IES

S/MH Ratio = 0.8, 0.8

Beam Angle: 57.22

LIGHTING PERFORMANCE DATA		
CEILING HEIGHT* (FT.)	INITIAL FOOTCANDLES	BEAM DIAMETER (FT.-IN.)
8	43.5	5-12
10	23.4	8-2
12	14.6	10-4
14	10.0	12-7
16	7.2	14-9

DISTRIBUTION CURVE

COEFFICIENTS OF UTILIZATION
ZONAL CAVITY METHOD

Effective Floor Cavity Reflectance 0.20			
RC	80	70	50
RW	50 30	50 30	50 30
0	60 60	59 59	56 56
1	56 54	54 53	52 51
2	51 47	48 46	46 45
3	46 42	45 41	42 40
4	41 39	41 38	40 36
5	39 34	38 34	36 34
6	35 32	35 32	34 30
7	34 29	33 29	32 28
8	30 28	30 27	29 27
9	28 26	28 25	28 25
10	27 23	27 23	26 23

OM6150A21FLR-CSFF Photometric Data**Decorative Lens with Floating Luminous Ring**

Report Number: ITL50729

Lamp: (1) 150W A21

Total Lumens: 2850

Fixture Efficiency: = 58.7%

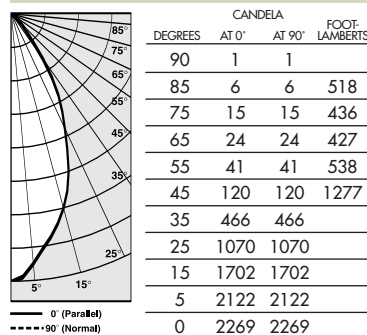
IES File: ITL50729.IES

S/MH Ratio = 0.7, 0.7

Beam Angle: 47.94

LIGHTING PERFORMANCE DATA		
CEILING HEIGHT* (FT.)	INITIAL FOOTCANDLES	BEAM DIAMETER (FT.-IN.)
8	75.0	4-11
10	40.3	6-8
12	25.1	8-5
14	17.2	10-3
16	12.4	12-0

DISTRIBUTION CURVE

COEFFICIENTS OF UTILIZATION
ZONAL CAVITY METHOD

Effective Floor Cavity Reflectance 0.20			
RC	80	70	50
RW	50 30	50 30	50 30
0	68 68	68 68	64 64
1	64 63	63 60	59 58
2	59 56	57 56	56 54
3	55 52	54 52	53 50
4	52 47	51 47	48 46
5	47 45	47 44	46 44
6	45 41	45 41	44 40
7	42 39	41 39	40 38
8	40 36	40 36	39 35
9	38 34	38 34	36 34
10	35 33	35 33	34 32

*Readings at working plane, 2'6" above floor. Beam Angle and Diameter Cutoff at 50% of max.
Candlepower Coefficients used at effective reflectances of: 70% Ceiling, 50% Walls, 20% Floor

Additional photometric test files are available @ omegalighting.com

OMEGA
LIGHTING

OMEGA LIGHTING:
776 South Green St., Tupelo, MS 38804
Phone 662.842.7212 FAX 662.841.5501

CANADIAN DIVISION:
189 Bullock Drive, Markham, Ontario, Canada L3P 1W4
Phone 905.294.9570 FAX 800.268.0003