

ONSET LOW-WATTAGE INDUCTIVE DIMMER

LIGHTOLIER CONTROLS

Lightolier Controls is a Philips brand

A DESIGNER-STYLE,
MICRO-TOUCH, DIGITAL DIMMER
Low-WATTAGE: 600 VA-1000 VA
(FOR 600VA-2000VA ONLY SEE ONSET "OH" SERIES.)

Project:

Location/Type:

Description

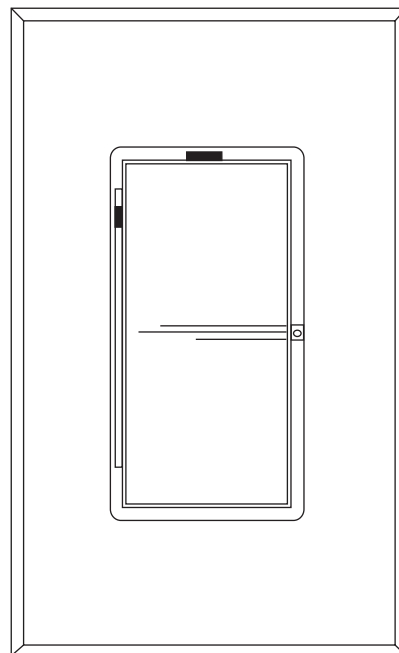
The Onset Low-Wattage Inductive Dimmer is a digital, micro-touch preset dimmer, designed for use with low-wattage (600VA-1000VA) inductive and incandescent loads. The unit is equipped with an automatic fade and LED readout, providing full-function, three-way and multi-location dimming control when used with Onset Remotes. Onset Masters and Master Remotes have the ability to control up to four Onset dimmers simultaneously, offering an economical way to create preset lighting scenes.

Features

- LED readouts, including:
 - A soft green LED which indicates the current preset
 - A bright green LED which indicates the current level
 - A blinking red LED which indicates a fading off process
 - A glowing red LED which indicates that the dimmer is off
- As an individual device, the Onset Low-Wattage Inductive Dimmer has the capability to recall two presets—a user-selected "on" level and full brightness.
- Manual override—allows the lights to be adjusted to any level without affecting the preset level(s), including full brightness.
- Automatic fade—gently turns the lights on and off, thereby preserving the unit's lamp life.
- Power failure memory—a feature that returns the dimmer to the level of lighting the unit held before the power failure occurred.
- Full-Function, Onset Remotes allow total dimming control from multiple locations.

Onset Operation

- Set a preset from the off position:
 - Press and hold down the rocker top located on the device.
 - Release the rocker top at the desired level.
 - Press the button labeled "Set" which is located on the right side of the device's frame.
- Turn a group of lights on to the preset:
 - Tap the rocker top once.
- Turn a group of lights on to full power:
 - Tap the rocker top twice.
- Adjust the lighting level:
 - Hold down the top or bottom of the rocker.
 - When the desired lighting level is reached, release.
- Turn the lights off:
 - Tap the rocker bottom once or twice until the lights fade off.



OS600VA / OS1000VA

Compli faceplate sold separately.
Custom engraved faceplates available.

Description	Model Number	Color Suffix
Onset 600VA Dimmer	OS-600VA	W I AL GR BL BR
Onset 1000VA Dimmer	OS-1000VA	W I AL GR BL BR

W=White, I=Ivory, AL=Almond, GR=Grey, BL=Black, BR=Brown

ONSET LOW-WATTAGE INDUCTIVE DIMMER

Product
Specifications

Specifications

The Onset Low-Wattage Inductive Dimmer is UL Listed to U.S. and Canadian safety standards for 120VAC, 60Hz, 600VA/1000VA operations to control magnetic, low-voltage, neon, cold cathode, quartz halogen, and incandescent lighting loads. Device operations include:

- Fade to preset
- Fade to full brightness
- Fade to off

The unit has the capability of storing two presets in its memory—a user-selected preset and full brightness. Through the use of an Onset Master controller, it is possible to control up to four devices simultaneously, and to recall two preset scenes. This dimmer also allows manual override of any preset level, without affecting the level set into memory.

The Onset Low-Wattage Inductive Dimmer has LEDs that indicate the preset lighting level, the user preset and the off status. Following a power interruption, the Onset Low-Wattage Inductive Dimmer returns to the lighting level it maintained before the interruption. It also accepts full-function commands from an unlimited number of multi-location Onset Remotes.

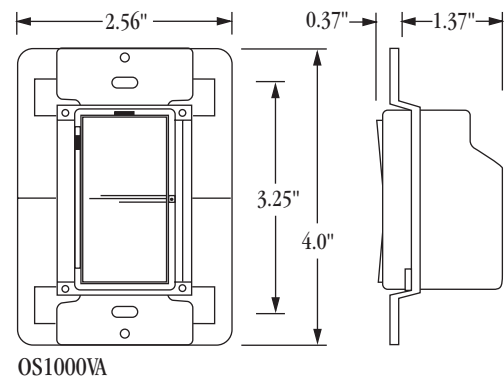
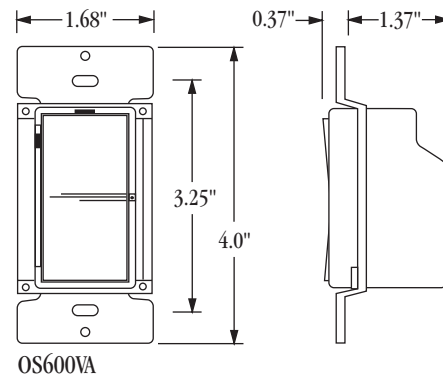
The unit's toroidal filters are used to suppress RFI and EMI. Its air gap is used to open the circuit completely. However, the air gap is unobtrusive and is not required for normal operations.

This device mounts in a single-gang wall box and can be combined with a designer-style faceplate, as well as Compli Screwless Faceplates which come in the colors of white, ivory, almond, grey, brown, or black. 600 Watt dimmers can be installed into a multi-gang configuration to fully rated load without de-rating. (sold separately)

1000VA De-Rating Chart	
# Sides Removed	Maximum Load
1	800VA
2	600VA

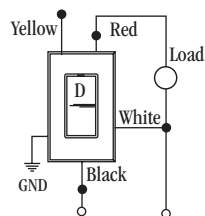
When ganging the 1000VA dimmer with other devices, de-rating is required.

Dimensions

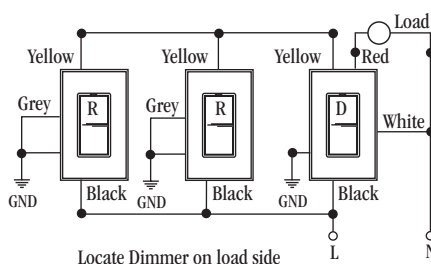


Wiring Diagram

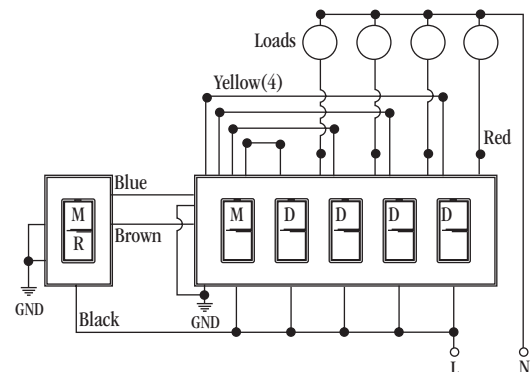
Single Pole



3-Way/Multi-Location



Master/Master Remote



Key : D=Dimmer, R=Remote, M=Master, MR=Master Remote

Note: When using the OSM 4 Onset Master, all dimmers must be on the same phase.



We reserve the right to change details of design, materials and finish in any way that will not alter the installed appearance or reduce function performance.

Philips Lighting Controls
2828 Trade Center Dr., Suite 130B
Carrollton, TX 75007

For technical/sales assistance, call: 1-800-526-2731

Made in U.S.A.

www.philipslightingcontrols.com P/N 87-0099B