

## LIGHTOLIER CONTROLS

*Lightolier Controls is a Philips brand*

### DESIGNER-STYLE, DIGITAL CONTROLS FOR USE WITH MULTIPLE ONSET DIMMERS

Project: \_\_\_\_\_

Location/Type: \_\_\_\_\_

#### Description

Onset Masters and Master Remotes are designer-style, full-function devices that permit the simultaneous control of up to four Onset dimmers or switches, in addition to providing preset scene capabilities.

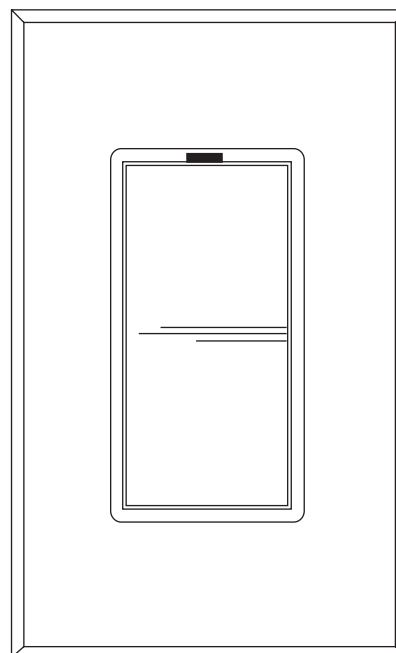
Onset Master Remotes signal an Onset Master from additional locations.

#### Features

- Streamlined appearance and operations.
- Full-function Master and Master Remotes allow simultaneous control of up to four Onset dimmers or switches.
- Unlimited Master Remotes can be used for multi-location control of Onset Master configurations which consist of one Onset Master plus up to four Onset Dimmers or Electronic Switches.
- A red LED light—to help locate the device in a dark room.

#### Onset Operation

- Turn a group of dimmers on to a preset:
  - Tap the rocker top once.
- Turn a group of dimmers on to full power:
  - Tap the rocker top twice.
- Adjust the lighting level:
  - Hold down the top or bottom of the rocker.
  - When the desired lighting level is reached, release.
- Turn the lights off:
  - Tap the bottom of the rocker twice until the lights fade off.



OSM-4 / OSMR-4

Compli faceplate sold separately.  
Custom engraved faceplates available.

Description	Model Number	Color Suffix
Onset Master (Strap)	OSM-4	W I
Onset Master Remote (Strap)	OSMR-4	W I

W=White, I=Ivory

# ONSET MASTER AND MASTER REMOTE

Product  
Specifications

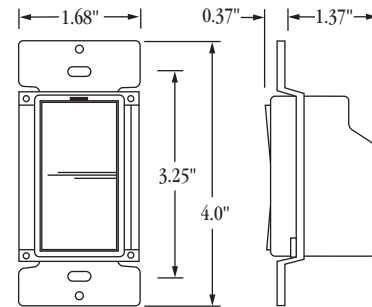
## Specifications

Each device is UL Listed to U.S. and Canadian safety standards for 120VAC, 60Hz operations. They provide simultaneous full-function control of up to four Onset dimmers or electronic switches. An unlimited number of Master Remotes may be used with one Onset Master.

Each unit has an air gap that is used to open the circuit completely. However, the air gap is unobtrusive and is not required for normal operations. This unit is also equipped with a red LED indicator for easy location in the dark.

Masters mount in a multi-gang wall box with the Onset dimmers or switches being controlled. Master Remotes mount in a single- or multi-gang wall box and can be combined with designer-style faceplates, as well as Compli Screwless Faceplates which come in the colors of white, ivory, almond, grey, black, or brown. (sold separately)

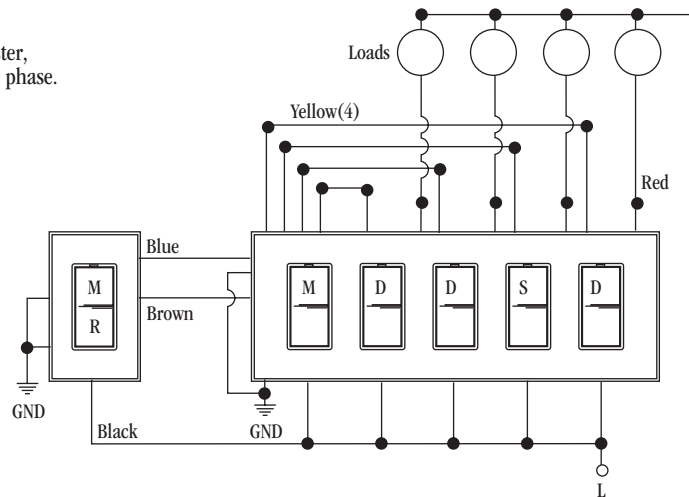
## Dimensions



OSM-4/OSMR-4

## Wiring Diagram

Note: When using the OSM 4 Onset Master, all dimmers must be on the same phase.



Key : D=Dimmer, MR=Master Remote, S=Switch, M=Master



We reserve the right to change details of design, materials and finish in any way that will not alter the installed appearance or reduce function performance.

**Philips Lighting Controls**  
2828 Trade Center Dr., Suite 130B  
Carrollton, TX 75007

For technical/sales assistance, call: 1-800-526-2731

Made in U.S.A.

[www.philipslightingcontrols.com](http://www.philipslightingcontrols.com) P/N 87-0104B