

MOMENTUM PRESET INCANDESCENT DIMMER

**LIGHTOLIER
CONTROLS**

DESIGNER-STYLE PRESET SLIDE DIMMER

HIGH-WATTAGE: 600W-2000W

(FOR 600W, SEE SUNRISE PRESET SERIES.)

Project: _____

Location/Type: _____

Description

Dimmer:

The Momentum Preset Incandescent Dimmer is a designer-style, preset slide dimmer, developed for high-wattage use. The unit is equipped with an off-status LED and provides both three-way and multi-location on/off control when used with Momentum Preset Remotes.

Remote:

The Momentum Preset Remote is a designer-style, multi-location remote device that uses existing three-way wiring to control the on/off capabilities of any Momentum Preset Dimmer.

Features

Dimmer:

- Streamlined appearance and operations
- A red LED light—to help locate the push button when the unit is turned off
- The integral slide knob has extended travel for full-range dimming control.
- Soft Start—turns the dimmer on gradually to preserve lamp life
- Three-way and multi-location or master control when used with Momentum Preset Remotes

Remote:

- Streamlined appearance and operations
- Turns Momentum Preset Dimmers on, to a preset level, and off
- Unlimited remotes can be used for multi-location control.
- One remote has the ability to master multiple Momentum Preset Dimmers.

Operation

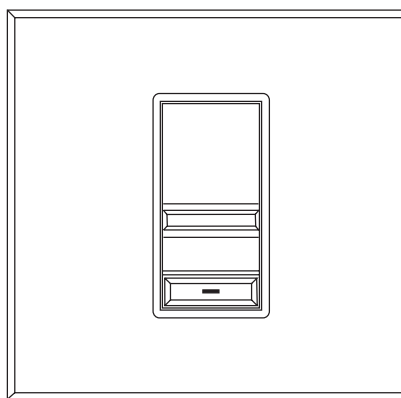
Dimmer:

- Turn the lights on:
 - Press the push button located at the bottom of the dimmer.
 - Slide the knob to the desired lighting level.
- Turn the lights off:
 - Press the push button again until the lights turn off.
 - The red LED indicator will turn on, indicating that the unit is in the off position.

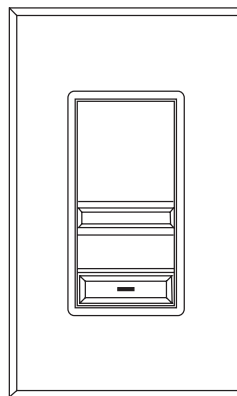
Remote:

- Turn the lights on to a preset level:
 - Tap the top of the rocker switch once.
- Turn the lights off:
 - Tap the bottom of the rocker switch once.


NOTE: When mastering multiple dimmers, the remote will turn Momentum Presets on or off, depending on their current positions.



MP1500 / MP2000
Faceplate Included



MP600
Faceplate Included



MPR-3
Faceplate Included

Description	Model Number	Color Suffix
Momentum Preset Slide Dimmer	MP600	W I *BR *GR *BL *AL
	MP1500	W I *BR *GR *BL *AL
	MP2000	W I *BR *GR *BL *AL
Momentum Preset Remotes	MPR-3	W I *BR *GR *BL *AL

W=White, I=Ivory, BR=Brown, GR=Grey, BL=Black, AL=Almond
*BR, GR, BL, AL are custom colors. Consult factory for price and availability

Made in U.S.A.

For technical/sales assistance, call: 1-800-526-2731

P/N 87-0110B

MOMENTUM PRESET INCANDESCENT DIMMER

Product
Specifications

Specifications

Dimmer:

The Momentum Preset Incandescent Dimmer is U.L., C-U.L.-listed for 120 VAC, 60 Hz, 600W/2000W operations to control incandescent and quartz halogen lighting loads. Device operations include:

- Manual intensity control
- Instant on to a preset level
- Off control

The unit is equipped with a Soft Start feature to preserve lamp life, in addition to a red LED indicator which glows red in the off position for easy location in the dark.

Each device has the ability to accept on/off commands from an unlimited number of multi-location remotes. Each remote can control up to 10 dimmers simultaneously.

The unit's toroidal filters are used to suppress RFI and EMI. Its air gap switch is used to open the circuit completely. However, the switch is unobtrusive and is not required for normal operations.

This device mounts in a single-gang wall box. Each unit includes a thin-profile faceplate.

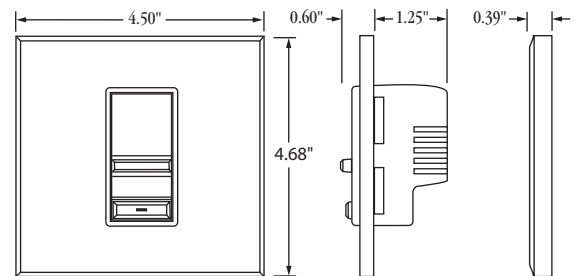
Remote:

Each Momentum Preset Remote provides three-way, multi-location, on/off control to one Momentum Preset Slide Dimmer, or on/off control of up to 10 Preset Slide Dimmer.

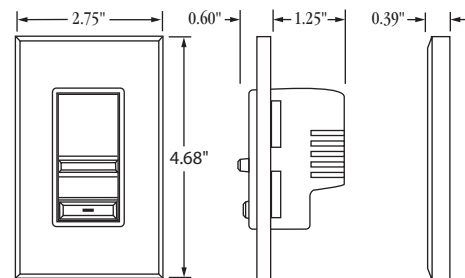
Each unit wires with only two wires. The device mounts in a single-gang wall box and includes a thin-profile faceplate.

De-Rating Chart			
Dimmer Rating	600W	1500W	2000W
1 Side Removed	600W	1400W	1800W
2 Sides Removed	600W	1300W	1600W

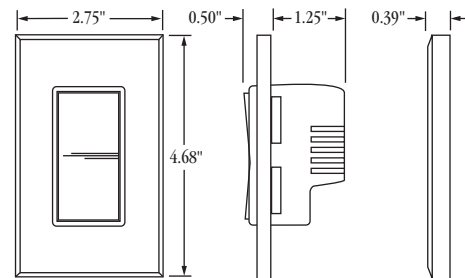
Dimensions



MP1500 / MP2000



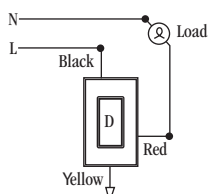
MP600



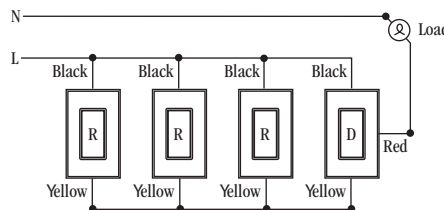
MPR-3

Dimmer/Remote/Master Wiring Diagram

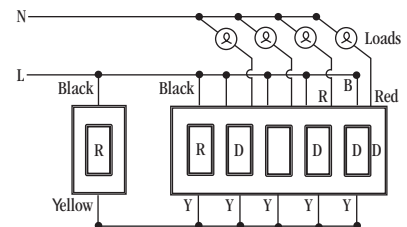
Single Pole



3 Way / Multi-Location



Mastering with Remotes



Key : D=Dimmer, R=Remote

We reserve the right to change details of design, materials and finish in any way that will not alter the installed appearance or reduce function performance.

Philips Lighting Controls
2828 Trade Center Dr., Suite 130B
Carrollton, TX 75007

For technical/sales assistance, call: 1-800-526-2731

Made in U.S.A.

www.philipslightingcontrols.com P/N 87-0110B