

MOMENTUM PRESET INDUCTIVE AND ELECTRONIC LOW-VOLTAGE DIMMER

LIGHTOLIER CONTROLS

DESIGNER-STYLE, HIGH-WATTAGE PRESET SLIDE DIMMER

INDUCTIVE: 600VA-2000VA
(FOR 600VA-1000VA, USE SUNRISE PRESET SERIES.)

ELECTRONIC LOW-VOLTAGE: 525W-625W
(FOR 260W-425W, USE SUNRISE PRESET SERIES.)

Project: _____

Location/Type: _____

Description

Dimmer:

The Momentum Preset Inductive and Electronic Low-Wattage Dimmers are designer-style, preset slide dimmers, developed for high-wattage use. Each unit is equipped with an off-status LED and provides both three-way and multi-location on/off control when used with Momentum Preset Remotes.

Remote:

The Momentum Preset Remote is a designer-style, multi-location remote device that uses existing three-way wiring to control the on/off capabilities of any Momentum Preset Dimmer.

Features

Dimmer:

- Streamlined appearance and operations
- Red LED lights—to help locate the push buttons when the units are turned off
- Integral slide knobs have extended travel for full-range dimming control.
- Soft Start—turns the dimmers on gradually to preserve lamp life
- Three-way and multi-location or master control when used with Momentum Preset Remotes

Remote:

- Streamlined appearance and operations
- Turns Momentum Preset Dimmers on, to a preset level, and off
- Unlimited remotes can be used for multi-location control.
- One remote has the ability to master multiple Momentum Preset Dimmers.

Operation

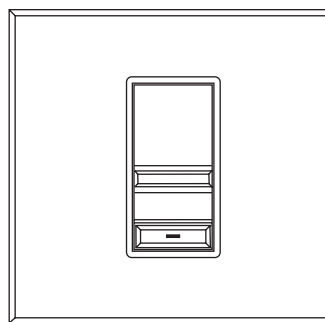
Dimmer:

- Turn the lights on:
 - Press the push button located at the bottom of each dimmer.
 - Slide the knob to the desired lighting level.
- Turn the lights off:
 - Press the unit's push button again until the lights turn off.
 - The red LED indicator will turn on, indicating that the unit is in the off position.

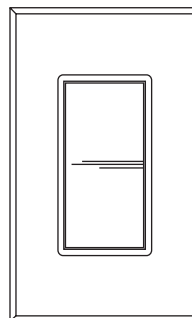
Remote:

- Turn the lights on to a preset level:
 - Tap the top of the rocker switch once.
- Turn the lights off:
 - Tap the bottom of the rocker switch once.

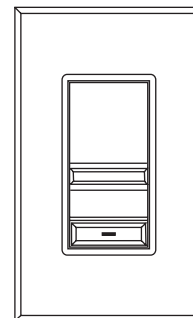
NOTE: When mastering multiple dimmers, the remote will turn Sunrise Presets on or off, depending on their current positions.



MP1500VA / MP2000VA
MP625QE
Faceplate Included



MPR-3
Faceplate Included



MP600VA / MP1000VA
MP525QE
Faceplate Included

Description	Model Number	Color Suffix
Momentum Preset Inductive	MP600VA	W I *BR *GR *BL *AL
	MP1000VA	W I *BR *GR *BL *AL
	MP1500VA	W I *BR *GR *BL *AL
	MP2000VA	W I *BR *GR *BL *AL
Electronic Low-Voltage	MP525QE	W I *BR *GR *BL *AL
	MP625QE	W I *BR *GR *BL *AL
Momentum Preset Remote	MPR-3	W I *BR *GR *BL *AL

W=White, I=Ivory, BR=Brown, GR=Grey, BL=Black, AL=Almond
*BR, GR, BL, AL are custom colors. Consult factory for price and availability

MOMENTUM PRESET INDUCTIVE AND ELECTRONIC LOW-VOLTAGE DIMMER

Product
Specifications

Specifications

Dimmer:

Both Inductive Dimmers and Electronic Low-Voltage Dimmers are U.L., C-U.L.-listed for 120 VAC, 60 Hz.

Inductive dimmers were developed to control 600V A-2000VA, magnetic low-voltage, neon, cold cathode, incandescent or quartz halogen, and general inductive loads.

Electronic Low-Voltage dimmers were developed to control 525/625 watts of electronic low-voltage and incandescent lighting loads.

Device operations include:

- Manual intensity control
- Instant on to a preset level
- Off control

Each dimmer is equipped with a Soft Start feature to preserve lamp life, in addition to a red LED indicator which glows red in the off position for easy location in the dark.

These devices can accept on/off commands from an unlimited number of multi-location remotes. Each remote can control up to 10 dimmers simultaneously.

Only on inductive dimmers are the unit's toroidal filters used to suppress RFI and EMI. Their air gap switches are used to open the circuits completely. However, the switches are unobtrusive and are not required for normal operations.

These devices mount in a single-gang wall box and include thin-profile faceplates.

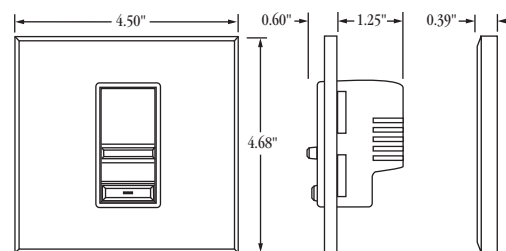
Remote:

Each Momentum Preset Remote provides three-way, multi-location, on/off control to one Momentum Preset Slide Dimmer, or on/off control of up to 10 Preset Slide Dimmer.

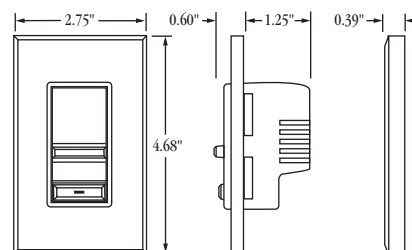
Each unit wires with only two wires. The device mounts in a single-gang wall box and includes a thin-profile faceplate.

De-Rating Chart						
Dimmer Rating Mag. (VA)	600W Mag. (VA)	1000W Mag. (VA)	1500W Mag. (VA)	2000W Mag. (VA)	525W Elect. (QE)	625W Elect. (QE)
1 Side Removed	600W	800W	1400W	1800W	450W	550W
2 Sides Removed	500W	700W	1300W	1600W	375W	475W

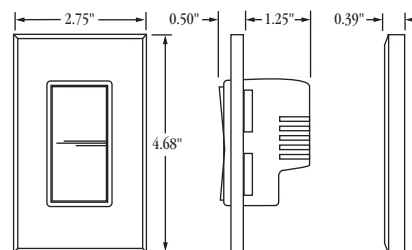
Dimensions



MP1500VA / MP2000VA / MP625QE



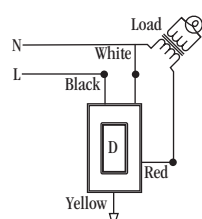
MP600VA / MP1000VA / MP525QE



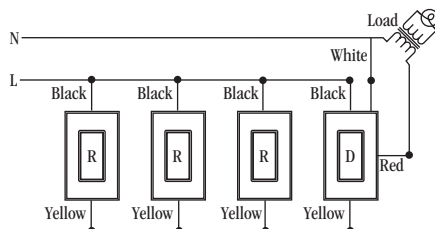
MPR-3

Dimmer/Remote/Master Wiring Diagram

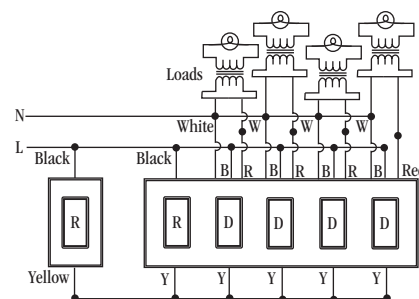
Single Pole



3 Way / Multi-Location



Mastering with Remotes



Key : D=Dimmer, R=Remote

We reserve the right to change details of design, materials and finish in any way that will not alter the installed appearance or reduce function performance.

Philips Lighting Controls
2828 Trade Center Dr., Suite 130B
Carrollton, TX 75007

For technical/sales assistance, call: 1-800-526-2731

Made in U.S.A.

www.lightolier.com P/N 87-0112B