

# MOMENTUM PRESET FLUORESCENT ELECTRONIC DIMMER

## LIGHTOLIER CONTROLS

DESIGNER-STYLE, HIGH-WATTAGE PRESET SLIDE DIMMER  
FOR ADVANCE MARK VII® OR MOTOROLA HELIOS®  
0-10 VOLT DIMMABLE ELECTRONIC BALLASTS ONLY.

HIGH-WATTAGE: 1500VA, 120/277W\*

(FOR 600VA, USE SUNRISE PRESET SERIES.)

Project:

Location/Type:

### Description

#### Dimmer:

The Momentum Preset Fluorescent Electronic Dimmer is a designer-style, preset slide dimmer, developed for high-wattage use. The unit is equipped with an off-status LED and provides both three-way and multi-location on/off control when used with Momentum Preset Remotes.

#### Remote:

The Momentum Preset Remote is a designer-style, multi-location remote device that uses existing three-way wiring to control the on/off capabilities of any Momentum Preset Dimmer.

### Features

#### Dimmer:

- Streamlined appearance and operations
- A red LED light—to help locate the push button when the unit is turned off
- The integral slide knob has extended travel for full-range dimming control.
- Soft Start—turns the dimmer on gradually to preserve lamp life
- Three-way and multi-location or master control when used with Momentum Preset Remotes

#### Remote:

- Streamlined appearance and operations
- Turns Momentum Preset Dimmers on, to a preset level, and off
- Unlimited remotes can be used for multi-location control.
- One remote has the ability to master multiple Momentum Preset Dimmers.

### Operation

#### Dimmer:

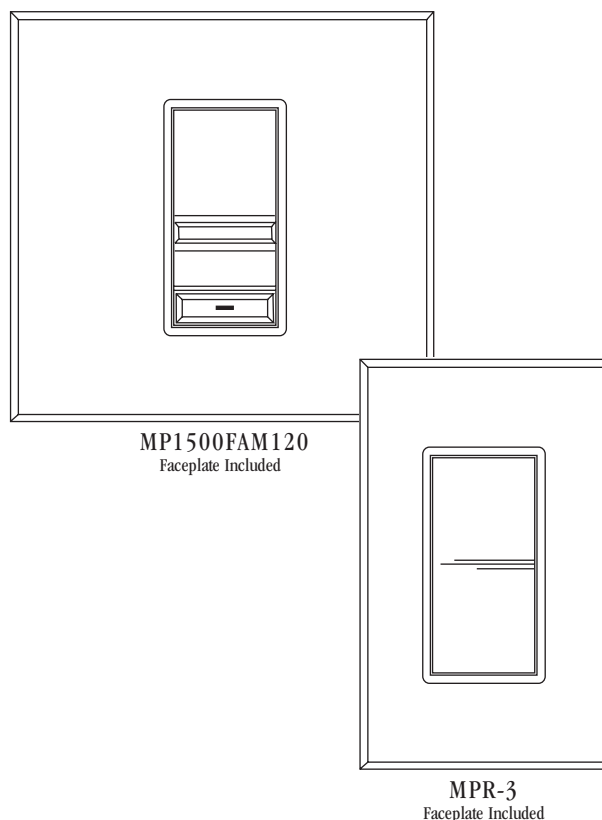
- Turn the lights on:
  - Press the push button located at the bottom of the dimmer.
  - Slide the knob to the desired lighting level.
- Turn the lights off:
  - Press the push button again until the lights turn off.
  - The red LED indicator will turn on, indicating that the unit is in the off position.

#### Remote:

- Turn the lights on to a preset level:
  - Tap the top of the rocker switch once.
- Turn the lights off:
  - Tap the bottom of the rocker switch once.

NOTE: When mastering multiple dimmers, the remote will turn Momentum Presets on or off, depending on their current positions.

\*277V installations require the use of an LM-RO-FAM-277 relay pack with each ZP600FAM120.



| Description                            | Model Number | Color Suffix        |
|--|--------------|---------------------|
| Momentum Preset Fluorescent Electronic | MP1500FAM120 | W I *BR *GR *BL *AL |
| Momentum Preset Remote                 | MPR-3        | W I *BR *GR *BL *AL |

W=White, I=Ivory, BR=Brown, GR=Grey, BL=Black, AL=Almond  
\*BR, GR, BL, AL are custom colors. Consult factory for price and availability

Made in U.S.A.

For technical/sales assistance, call: 1-800-526-2731

[www.lightolier.com](http://www.lightolier.com) P/N 87-0114D

# MOMENTUM PRESET FLUORESCENT ELECTRONIC DIMMER

Product  
Specifications

## Specifications

### Dimmer:

The Momentum Preset Fluorescent Electronic Dimmer is U.L., C-U.L.-listed for 120 VAC, 60 Hz, 1500VA operations to control fluorescent lighting loads with approved ADVANCE MARK VII® and Motorola Helios® Dimmable Electronic Ballasts only. Device operations include:

- Manual intensity control
- Instant on to a preset level
- Off control

The unit is equipped with a Soft Start feature to preserve lamp life, in addition to a red LED indicator which glows red in the off position for easy location in the dark.

Each device has the ability to accept on/off commands from an unlimited number of multi-location remotes. Each remote can control up to 10 dimmers simultaneously.

The unit's air gap switch is used to open the circuit completely. However, the switch is unobtrusive and is not required for normal operations.

This device mounts in a single-gang wall box and includes a thin-profile faceplate.

### Remote:

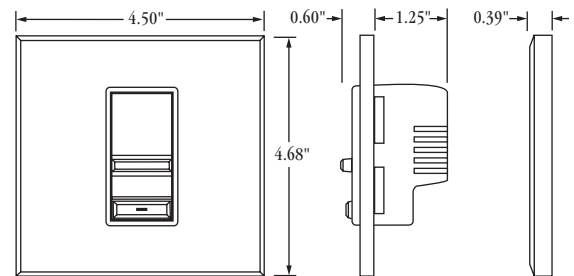
Each Momentum Preset Remote provides three-way, multi-location, on/off control to one Momentum Preset Slide Dimmer, or on/off control of up to 10 Preset Slide Dimmer.

Each unit wires with only two wires. The device mounts in a single-gang wall box and includes a thin-profile faceplate.

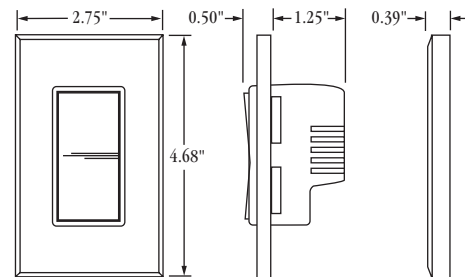
### Wiring Notes:

The MP1500FAM120 is a 1500VA-rated device. To determine the total number of ballasts per device, refer to the "input watt total per ballast" listing provided by the ballast manufacturer. Consult your Lightolier® Controls representative for a list of approved ballasts.

## Dimensions

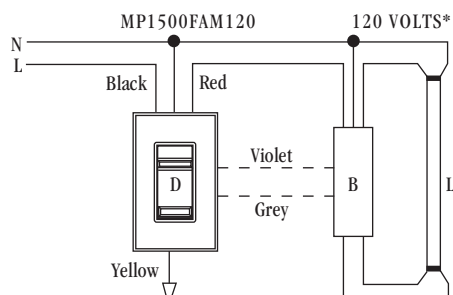


MP1500F FAM120



MPR- 3

## Wiring Diagram



\*For 277V application use ZP600FAM120 and LM-RO-FAM-277

Key: D=Dimmer , B=Ballast, L=Lamp

We reserve the right to change details of design, materials and finish in any way that will not alter the installed appearance or reduce function performance.

**Philips Lighting Controls**  
2828 Trade Center Dr., Suite 130B  
Carrollton, TX 75007

For technical/sales assistance, call: 1-800-526-2731

Made in U.S.A.

[www.lightolier.com](http://www.lightolier.com)

P/N 87-0114D