

LIGHTOLIER CONTROLS

Brilliance II

Project: _____

Location/Type: _____

Description

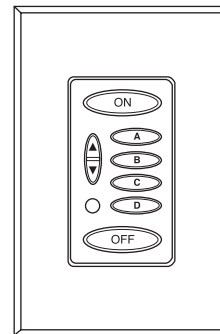
The Brilliance II Control Station Ellipse Series provides convenient remote lighting control from centralized locations. Rear illuminated buttons indicate the on/off lighting status and can be individually custom engraved for room identification or whole house scene identification. These designer-style controls can be mounted in a single-gang wall box or ganged with other Brilliance II Control Stations or other decorator style devices in multi-gang wall boxes.

Features

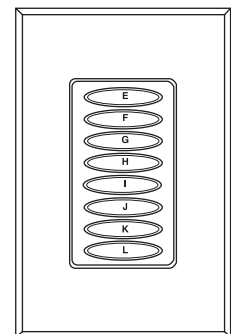
- Easy-to-install and wire
- Each Control Station keypad button is configurable for room or whole-house scene control
- A maximum of 30 control stations can be used in conjunction with a Brilliance II Control System
- Illuminated buttons indicate room lighting status
- Each control station keypad can be individually programmed to any of 4 backlit intensities
- Custom labeling available for easy room or scene identification
- Designer-style Compli screwless faceplate included
- Connects to Brilliance II Control Center via low-voltage Cat5e wiring
- Control Stations can be mounted independently or with other Brilliance II control stations for control of up to 30 rooms
- Integral infrared remote capability on 6-button keypad (BM6RES)
- Master raise/lower button allows the lights in a whole house scene to be adjusted for intensity level.
- Can also be used as stand alone to interface with MS232 or CL232 models

Features

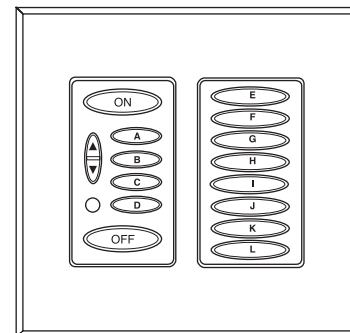
Ellipse Series membrane keypads are shipped with standard labeling. Optional custom engraved membrane keypads are CE6BES—6-button and CE8BES—8-button. (Refer to specification sheet 87-0258 for CE6RES, or specification sheet 87-0272 for CE8RES.)



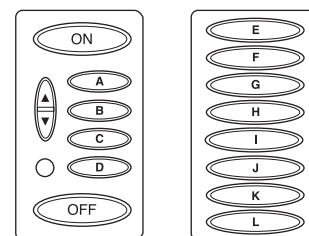
BM6RES
Faceplate Included



BM8RES
Faceplate Included



BM6RES & BM8RES
2-Gang Faceplate Not Included



Standard keypad labeling shown.
Custom engraved keypads and faceplates available.

BRILLIANCE II CONTROL STATIONS ELLIPSE SERIES

Product
Specifications

Specifications

Each designer-style Brilliance II Control Station contains a set of programmable illuminated buttons for on/off room control or whole-house scene control of one or more dimming systems connected to a Brilliance II Control Center. Activated buttons have illuminated on/off status indication. Buttons can be custom engraved for convenient identification.

Stations can be mounted in either a single-gang wall box or in a multi-gang box with other control stations. All wiring is Cat5e and has been wired and grounded in accordance with the National Electric Code and local regulations. There are no moving or protruding parts on the control station once it has been installed.

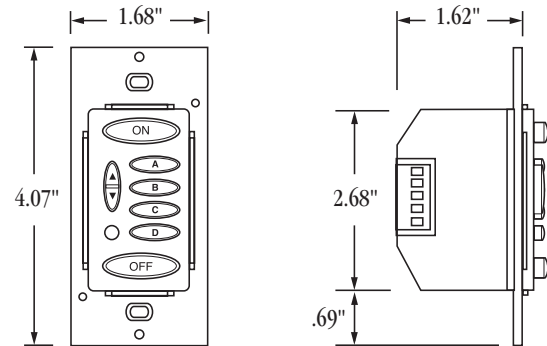
Electrical Specifications:

Input:	
LED Power:	12 volts at 10 mA per LED
Switch Power:	None
Output:	50 mA per switch closure
Temperature:	
Storage:	-25° to 85°Celsius
Operating:	0 to 40°Celsius

Finishes:

Standard:	White faceplate and white translucent buttons
Optional Faceplates:	Black
(available at additional cost)	Ivory
	Grey
	Almond
	Polished Brass
	Polished Aluminum

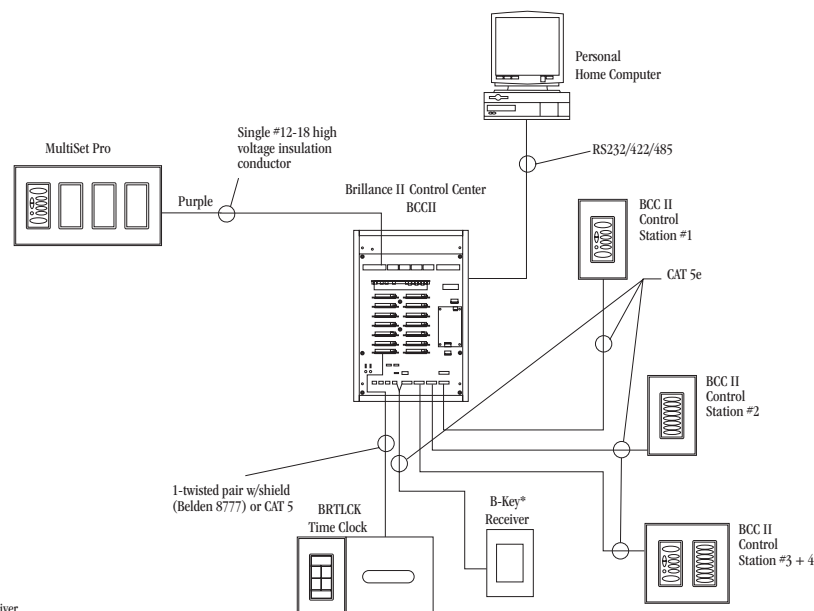
Dimensions



BM6RES (shown)

NOTE: Shown without Compli faceplate (provided)
Single Gang faceplate: 2.75" x 4.50" O.A.

Wiring Diagram



* B-Key = Optional Key Chain Remote and Receiver



We reserve the right to change details of design, materials and finish in any way that will not alter the installed appearance or reduce function performance.

Philips Lighting Controls
2828 Trade Center Dr., Suite 130B
Carrollton, TX 75007

For technical/sales assistance, call: 1-800-526-2731

Made in U.S.A.

www.lightolier.com P/N 87-0243D