

LIGHTOLIER CONTROLS

DESIGNER-STYLE, HIGH-WATTAGE PRESET SLIDE DIMMER

FOR ADVANCE MARK 10®

USE WITH DIMMABLE ELECTRONIC BALLASTS

HIGH-WATTAGE: 1500VA, 120V

(FOR 600VA, USE SUNRISE PRESET SERIES.)

Project: _____

Location/Type: _____

Description

Dimmer:

The Momentum Preset EB Fluorescent Electronic Dimmer is a designer-style, preset slide dimmer, developed for high-wattage use. The unit is equipped with an off-status LED and provides both three-way and multi-location on/off control when used with Momentum Preset Remotes. This unit was designed to control permanently installed fluorescent loads with direct drive forward phase Advance Mark 10® ballasts, at 120V only.

Remote:

The Momentum Preset Remote is a designer-style, multi-location remote device that uses existing three-way wiring to control the on/off capabilities of any Momentum Preset Dimmer.

Features

Dimmer:

- Streamlined appearance and operations
- A red LED light—to help locate the push button when the unit is turned off
- The integral slide knob has extended travel for full-range dimming control.
- Soft Start—turns the dimmer on gradually to preserve lamp life
- Three-way and multi-location or master control when used with Momentum Preset Remotes

Remote:

- Streamlined appearance and operations
- Turns Momentum Preset Dimmers on, to a preset level, and off
- Unlimited remotes can be used for multi-location control.
- One remote has the ability to master multiple Momentum Preset Dimmers.

Operation

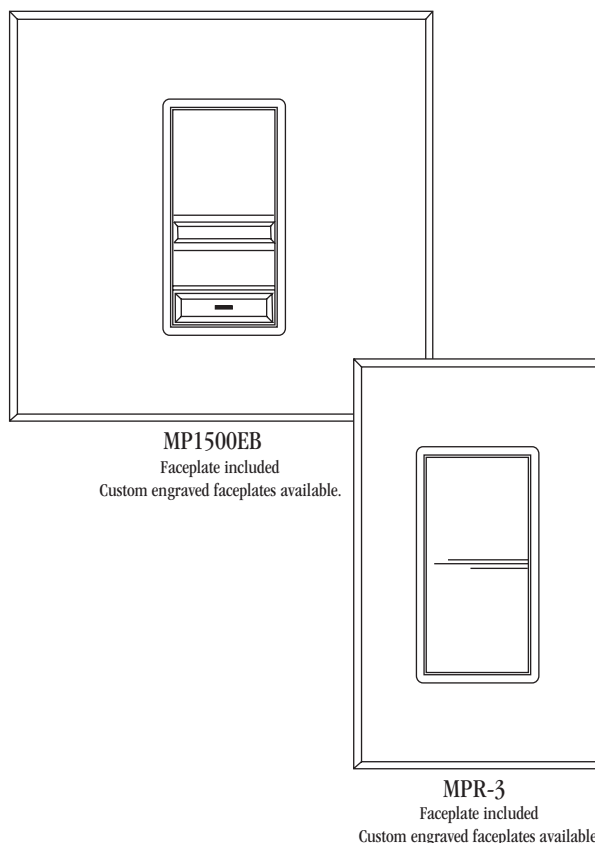
Dimmer:

- Turn the lights on:
 - Press the push button located at the bottom of the dimmer.
 - Slide the knob to the desired lighting level.
- Turn the lights off:
 - Press the push button again until the lights turn off.
 - The red LED indicator will turn on, indicating that the unit is in the off position.

Remote:

- Turn the lights on to a preset level:
 - Tap the top of the rocker switch once.
- Turn the lights off:
 - Tap the bottom of the rocker switch once.

NOTE: When mastering multiple dimmers, the remote will turn Momentum Presets on or off, depending on their current positions.



Description	Model Number	Color Suffix
Momentum Preset EB Fluorescent Electronic	MP1500EB	W I
Momentum Preset Remote	MPR-3	W I

W=White, I=Ivory

MOMENTUM PRESET EB FLUORESCENT ELECTRONIC DIMMER

Product
Specifications

Specifications

Dimmer:

The Momentum Preset EB Fluorescent Electronic Dimmer is UL Listed to U.S. and Canadian safety standards for 120VAC, 60Hz, 1500VA operations to control fluorescent lighting loads with approved Advance Mark 10® Dimmable Electronic Ballasts. Device operations include:

- Manual intensity control
- Soft Start on to a preset level
- Off control

The unit is equipped with a Soft Start feature to preserve lamp life, in addition to a red LED indicator which glows red in the off position for easy location in the dark.

Each device has the ability to accept on/off commands from an unlimited number of multi-location remotes. Each remote can control up to 10 dimmers simultaneously.

The unit's air gap switch is used to open the circuit completely. However, the switch is unobtrusive and is not required for normal operations.

This device mounts in a single-gang wall box and includes a thin-profile faceplate.

Remote:

Each Momentum Preset Remote provides three-way, multi-location, on/off control to one Momentum Preset Slide Dimmer, or on/off control of up to 10 Preset Slide Dimmers.

Each unit wires with only two wires. The device mounts in a single-gang wall box and includes a thin-profile faceplate.

Wiring Notes:

The MP1500EB is a 1500VA-rated device. To determine the total number of ballasts per device, refer to the "input watt total per ballast" listing provided by the ballast manufacturer for new ballast models.

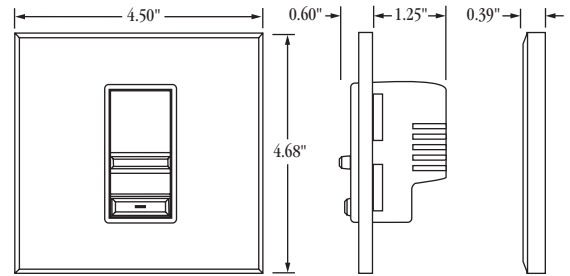
Total Ballast Quantity

Lamp Watts	Type Lamp	Ballast Model	No. of Ballast	Lightolier Dimmer Model
26	T4	REZ-IT32	48	MP1500EB
32	T4	REZ-IT32	39	MP1500EB
42	T4	REZ-IT42	30	MP1500EB
26	T4	REZ-2Q26	26	MP1500EB
40	T5	REZ-ITT540	36	MP1500EB
40	T5	REZ-2TT540	18	MP1500EB
25	T8	REZ-132	48	MP1500EB
25	T8	REZ-2532	25	MP1500EB
25	T8	REZ-3532	16	MP1500EB
32	T8	REZ-132	41	MP1500EB
32	T8	REZ-2532	20	MP1500EB
32	T8	REZ-3532	14	MP1500EB

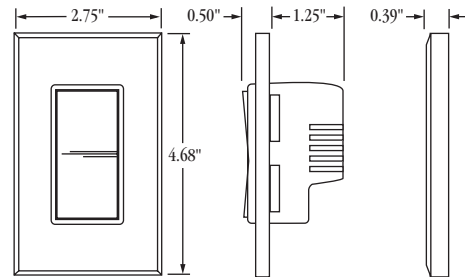
De-Rating Chart

Dimmer Rating	1500VA
1 side removed	1400VA
2 sides removed	1300VA

Dimensions

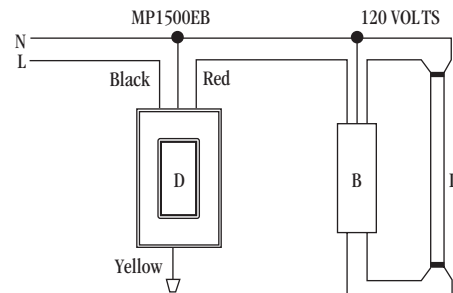


MP1500EB



MPR-3

Wiring Diagram



Key : D=Dimmer, B=Ballast, L=Lamp



We reserve the right to change details of design, materials and finish in any way that will not alter the installed appearance or reduce function performance.

Philips Lighting Controls
2828 Trade Center Dr., Suite 130B
Carrollton, TX 75007

For technical/sales assistance, call: 1-800-526-2731

Made in U.S.A.

www.lightolier.com

P/N 87-0256B