

# MULTISET PRO LOW-WATTAGE UNIVERSAL DIMMER

# PHILIPS

## DESIGNER-STYLE, MICRO-TOUCH MULTI-SCENE DIGITAL DIMMER LOW-WATTAGE 600VA

(FOR 600VA-2000VA, SEE MULTISET PRO HIGH WATTAGE "MHP" SERIES)

Project:

Location/Type:

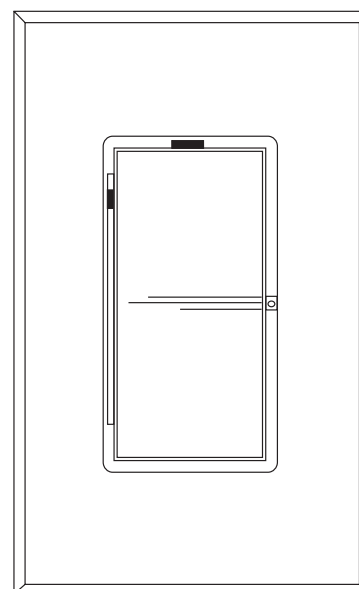
### Description

The MultiSet Pro Low-Wattage Universal Dimmer is a digital, micro-touch preset dimmer, designed for low, 600VA usage. The unit is equipped with an automatic fade and LED read-out, providing full-function, three-way and multi-location dimming control when used with Lightolier Controls MultiSet Pro Channel Remotes. MultiSet Pro Masters provide up to thirteen preset scenes within a network of up to 30 dimmers and masters.

NOTE: For high-wattage, 600VA-1920VA units, look for the MultiSet "MHP" series.

### Features

- Streamlined appearance and operations.
- LED readouts, including:
  - A soft green LED which indicates the current preset.
  - A bright green LED which indicates the current level.
  - A blinking red LED which indicates a fading off process.
  - A glowing red LED which indicates that the dimmer is off.
- Soft-Start feature.
- As an individual device, the MultiSet Pro Low-Wattage Universal Dimmer has the capability to recall two presets—a user-selected "on" level and full brightness. However, with a MultiSet Pro Master, the dimmer can recall up to thirteen preset scenes.
- Manual override—allows the lights to be adjusted to any level without affecting the preset level(s).
- Automatic fade—gently turns the lights on and off, thereby preserving the unit's lamp life.
- Power failure memory—a feature that returns the dimmer to the level of lighting the unit held before the power failure occurred.
- Full-Function, MultiSet Pro Channel Remotes take control of one individual device from multiple locations and permit total dimming capabilities.
- Full-Function MultiSet Pro Channel Masters take control of up to four devices from multiple locations and permit full-function dimming capabilities.
- Full-Function MultiSet Pro permit total dimming control of up to 30 dimmers and masters on the network. In addition, they allow up to thirteen preset scenes. Please note that MultiSet Pro Masters and devices are not phase-sensitive.
- On and off buttons can be pushed and held to adjust all devices to either lower or higher levels, thus providing fine-tuned adjustment of all circuits being controlled.
- A total of twelve fade rates, programmable by scene ranging from one second to one hour.
- Capable of two-way communication between the master and the dimmer so that the system On/Off status is always known.



MSP 600VA

Custom engraved faceplates available.

Description	Model Number	Color Suffix
MultiSet Pro 600VA Dimmer	MSP 600VA	W I BL

W=White, I=Ivory, BL=Black

### Operation

- Set a preset from the off position (individual):
  - Press and hold down the rocker top located on the device.
  - Release the rocker top at the desired level.
  - Press the button labeled "Set" which is located on the device frame.
- Set a preset (MultiSet Pro Master):
  - Press the desired scene on any MultiSet Pro Master.
  - Press down on the top or bottom of the dimmer rocker and hold.
  - Release the dimmer rocker at the desired level.
  - Press the "Set" button which is located on the device frame.
- Turn a group of lights on to the preset (individual):
  - Tap the rocker top once.
- Turn a group of lights on to the preset (MultiSet Pro Master):
  - Press the desired scene on the network master control, or activate the individual dimmer's "on" preset by touching the rocker top once.
- Turn a group of lights on to full power:
  - Tap the rocker top twice or, in MultiSet Pro Master applications, look on any MultiSet Pro Master and touch the preset labeled "On" twice.
- Adjust the lighting level of an individual dimmer:
  - Hold down the top or bottom of the rocker top.
  - When the desired lighting level is reached, release.
- Adjust the lighting level of a group of dimmers:
  - Hold down the top or bottom of any MultiSet Pro Master Control.
  - When the desired lighting level is reached, release.
- Turn the individual dimmer off:
  - Tap the rocker bottom once for fade to Off or twice for rapid Off.
- Turn a group of dimmers off:
  - Tap the bottom of the MultiSet Pro Master.

Made in U.S.A.

For technical/sales assistance, call: 1-800-526-2731

www.philips.com/lightingcontrolsna P/N 87-0170B

## Specifications

The MultiSet Pro Low-Wattage Universal Dimmer is available in white, ivory, and black.

Each device is UL Listed to U.S. and Canadian safety standards for 120VAC, 60Hz, 600VA operations to control magnetic low-voltage, neon, cold cathode, quartz halogen and incandescent lighting loads. Device operations include:

- Fade to preset
- Fade to full brightness
- Fade to off

The unit has the capability of storing two presets in its memory—a user-selected preset and full brightness. Twelve additional, hidden scenes may be accessed using a MultiSet Pro Master. The dimmer allows manual override of any preset level, without affecting the level set into memory.

The MultiSet Pro System also permits simultaneous control up to 30 dimmers, switches and masters. It recalls either five or thirteen scenes, in addition to the “off” position and is not phase-sensitive.

The device has a total of twelve fade rates, programmable by scene, ranging from one second to one hour.

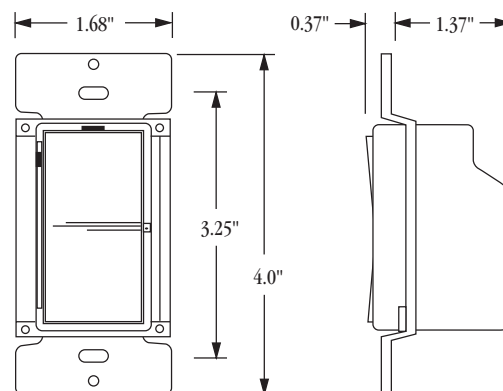
The device is capable of 2-way communication between the master and dimmer so that the system On/Off status is always known.

Following a power interruption, the MultiSet Pro Low-Wattage Universal Dimmer returns to the lighting level it maintained before the interruption. It accepts full-function commands from an unlimited number of multi-location MultiSet Channel Remotes. And, using a MultiSet Channel Master makes it possible to control up to four devices simultaneously, in addition to recalling two preset scenes.

The unit's toroidal filters are used to suppress RFI and EMI. Its air gap switch is used to open the circuit completely. However, the switch is unobtrusive and is not required for normal operations.

The device mounts in a single-gang wall box and can be combined with a designer-style faceplate, as well as Compli Screwless Faceplates which come in the colors of white, ivory, and black.

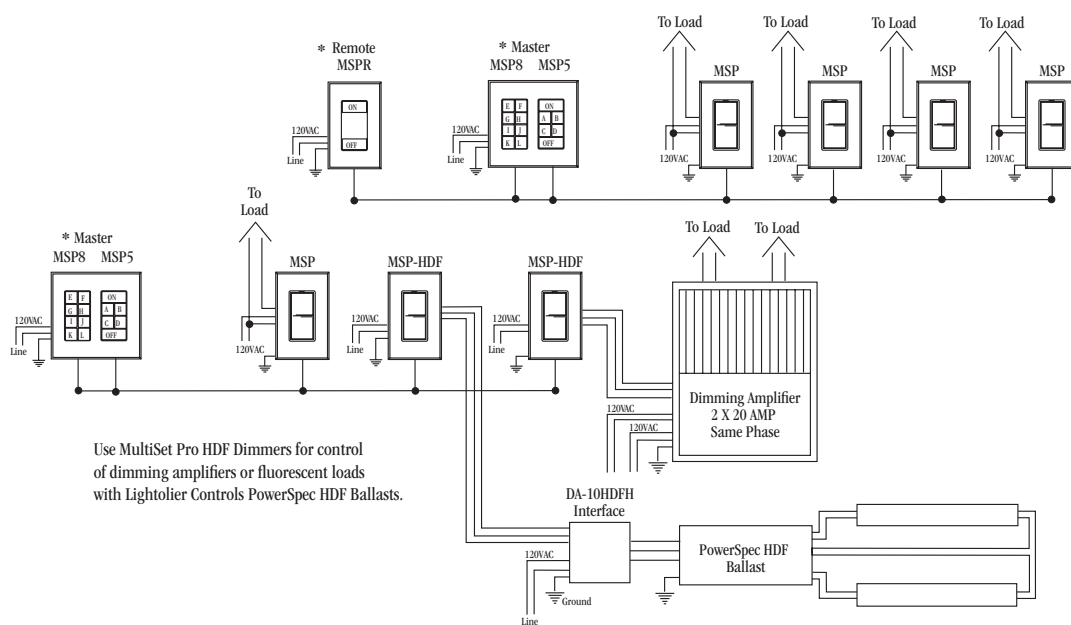
## Dimensions



MSP600VA

All 600W strap dimmers can be installed into multi-gang configurations to fully rated load without de-rating.

## Wiring Diagram



**NOTICE:** MultiSet Pro devices are not intended for use with Arc Fault Circuit Interrupter Breakers (AFCI).

We reserve the right to change details of design, materials and finish in any way that will not alter the installed appearance or reduce function performance.

**Philips Lighting Controls**  
2828 Trade Center Dr., Suite 130B  
Carrollton, TX 75007

For technical/sales assistance, call: 1-800-526-2731

Made in U.S.A.

[www.philips.com/lightingcontrolsna](http://www.philips.com/lightingcontrolsna)

P/N 87-0170B