

# ONSET LOW-WATTAGE INCANDESCENT DIMMER

## LIGHTOLIER CONTROLS

*Lightolier Controls is a Philips brand*

A DESIGNER-STYLE,  
MICRO-TOUCH, DIGITAL DIMMER  
LOW-WATTAGE: 600-1000W  
(FOR 600-2000 WATT SEE ONSET "OH" SERIES.)

Project: \_\_\_\_\_

Location/Type: \_\_\_\_\_

### Description

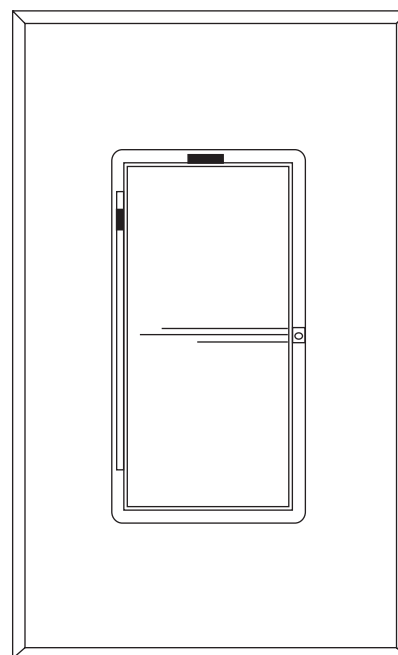
The Onset Low-Wattage Incandescent Dimmer is a digital, micro-touch preset dimmer, designed for use with low-wattage (600W-1000W) incandescent. The unit is equipped with an automatic fade and LED readout, providing full-function, three-way and multi-location dimming control when used with Onset Remotes. Onset Masters and Master Remotes have the ability to control up to four Onset dimmers simultaneously, offering an economical way to create preset lighting scenes.

### Features

- LED readouts, including:
  - A soft green LED which indicates the current preset.
  - A bright green LED which indicates the current level.
  - A blinking red LED which indicates a fading off process.
  - A glowing red LED which indicates that the dimmer is off.
- As an individual device, the Onset Low-Wattage Incandescent Dimmer has the capability to recall two presets—a user-selected "on" level and full brightness.
- Manual override—allows the lights to be adjusted to any level without affecting the preset level(s), including full brightness.
- Automatic fade—gently turns the lights on and off, thereby preserving the unit's lamp life.
- Power failure memory—a feature that returns the dimmer to the level of lighting the unit held before the power failure occurred.
- Full-Function, Onset Remotes allow total dimming control from multiple locations.

### Onset Operation

- Set a preset from the off position:
  - Press and hold down the rocker top located on the device.
  - Release the rocker top at the desired level.
  - Press the button labeled "Set" which is located on the right side of the device's frame.
- Turn a group of lights on to the preset:
  - Tap the rocker top once.
- Turn a group of lights on to full power:
  - Tap the rocker top twice.
- Adjust the lighting level:
  - Hold down the top or bottom of the rocker.
  - When the desired lighting level is reached, release.
- Turn the lights off:
  - Tap the rocker bottom once or twice until the lights fade off.



OS600/OS1000

Compli faceplate sold separately.  
Custom engraved faceplates available.

Description	Model Number	Color Suffix
Onset 600W Dimmer	OS-600	W I AL GR BL BR
Onset 1000W Dimmer	OS-1000	W I AL GR BL BR

W=White, I=Ivory, AL=Almond, GR=Grey, BL=Black, BR=Brown

# ONSET LOW-WATTAGE INCANDESCENT DIMMER

Product  
Specifications

## Specifications

The Onset Low-Wattage Incandescent Dimmer is UL Listed to U.S. and Canadian safety standards for 120VAC, 60Hz, 600W/1000W operations to control incandescent or quartz halogen lighting loads. Device operations include:

- Fade to preset
- Fade to full brightness
- Fade to off

The unit has the capability of storing two presets in its memory—a user-selected preset and full brightness. Through the use of an Onset Master controller, it is possible to control up to four devices simultaneously, and to recall two preset scenes. This dimmer also allows manual override of any preset level, without affecting the level set into memory.

The Onset Low-Wattage Incandescent Dimmer has LEDs that indicate the preset lighting level, the user preset and the off status. Following a power interruption, the Onset Low-Wattage Incandescent Dimmer returns to the lighting level it maintained before the interruption. It also accepts full-function commands from an unlimited number of multi-location Onset Remotes.

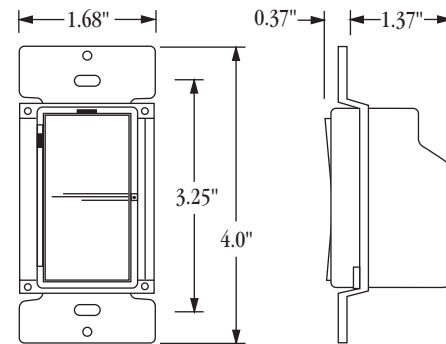
The unit's toroidal filters are used to suppress RFI and EMI. Its air gap is used to open the circuit completely. However, the air gap is unobtrusive and is not required for normal operations.

This device mounts in a single-gang wall box and can be combined with a designer-style faceplate, as well as Compli Screwless Faceplates which come in the colors of white, ivory, almond, grey, black, or brown. (sold separately)

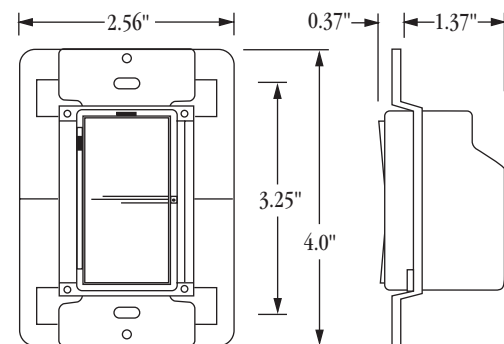
1000W De-Rating Chart	
# Sides Removed	Maximum Load
1	800W
2	600W

When ganging the 1000W dimmer with other devices, de-rating is required.

## Dimensions



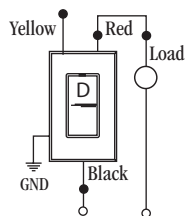
OS600



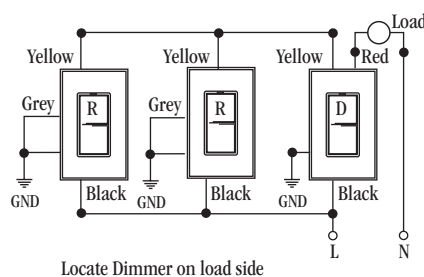
OS1000

## Wiring Diagram

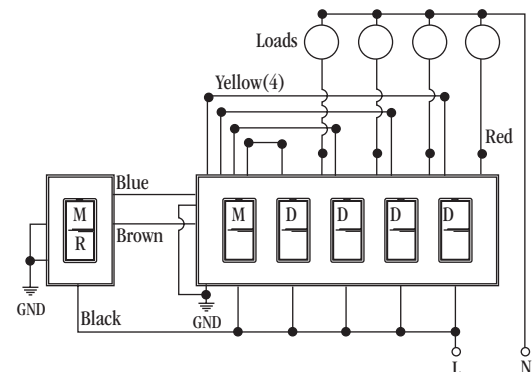
### Single Pole



### 3-Way/Multi-Location



### Master/Master Remote



Key : D=Dimmer, R=Remote, M=Master, MR=Master Remote



We reserve the right to change details of design, materials and finish in any way that will not alter the installed appearance or reduce function performance.

**Philips Lighting Controls**  
2828 Trade Center Dr., Suite 130B  
Carrollton, TX 75007

For technical/sales assistance, call: 1-800-526-2731

Made in U.S.A.

[www.philipslightingcontrols.com](http://www.philipslightingcontrols.com) P/N 87-0097B